

RESOLUTION NO. 19-_____

A RESOLUTION OF THE TOWN COUNCIL OF THE TOWN OF MIAMI LAKES, FLORIDA, APPROVING THE AWARD OF A CONTRACT FOR RFP 2018-31, NW 67TH AVENUE WIDENING PROJECT TO SOUTHEASTERN ENGINEERING CONTRACTORS, INC. IN AN AMOUNT NOT TO EXCEED \$602,000.00; AUTHORIZING THE TOWN MANAGER TO TAKE ALL NECESSARY STEPS TO IMPLEMENT THE TERMS AND CONDITIONS OF THE CONTRACT; AUTHORIZING THE TOWN MANAGER TO EXPEND BUDGETED FUNDS; AUTHORIZING THE TOWN MANAGER TO EXECUTE THE CONTRACT; PROVIDING FOR INCORPORATION OF RECITALS; PROVIDING FOR AN EFFECTIVE DATE.

WHEREAS, the intersection of NW 67th avenue and NW 167th street currently experiences traffic issues wherein traffic turning left to enter the Palmetto Expressway backs up, blocking the through lanes and hindering traffic flow heading north on NW 67th avenue; and

WHEREAS, the Town of Miami Lakes (the “Town”) has planned and designed traffic improvements aimed at alleviating the current traffic issues experienced at the stated intersection by widening NW 67th avenue to incorporate an additional northbound through lane; and

WHEREAS, the Town requires a contractor to construct the planned improvements to the NW 67th avenue and NW 167th street intersection; and

WHEREAS, Section 5(b) of the Town’s Procurement Ordinance 17-203 provides that procurements in excess of \$15,000 shall require the use of competitive sealed bidding; and

WHEREAS, in accordance with Section 5 of Town Ordinance 17-203, the Town issued a Request for Proposals (“RFP”) No. 2018-31 on August 17, 2018, for the NW 67th Avenue Widening Project; and

WHEREAS, the RFP was advertised in the Miami Daily Business Review, posted online via two public bidding websites, DemandStar and Public Purchase, and was physically posted in the Government Center Lobby; and

WHEREAS, the Town received two (2) proposals by the proposal deadline from V Engineering & Consulting, Corp. (“V Engineering”) and Southeastern Engineering Contractors, Inc. (“Southeastern”); and

WHEREAS, the Town’s Procurement Department performed a due diligence review of the proposals for responsiveness and found that only Southeastern’s proposal was responsive; and

WHEREAS, an Evaluation Committee was appointed comprised of the following individuals: Carlos Acosta, Carmen Olazabal, Michelle Gonzalez, and Jose Santiago; and

WHEREAS, the Evaluation Committee recommended awarding a contract to Southeastern, but only in the event that the contract price could be negotiated closer to the funding amount included in the Town’s agreement with the Graham Companies, Inc.; and

WHEREAS, Town staff was able to negotiate a total contract price of \$547,268.59 with Southeastern, which saved a total of \$80,929.20 from the original bid price; and

WHEREAS, the Town Manager recommends the approval of a contract with Southeastern for the construction of the NW 67th Avenue Widening Project in an amount not to exceed \$602,000.00, which includes Southeastern’s revised proposal price of \$547,268.59 and a contingency amount of \$54,731.41 for unforeseen circumstances; and

WHEREAS, the Town Council approves the recommendations of the Town Manager and authorizes the Town Manager to enter into a contract with Southeastern for the construction of the NW 67th Avenue Widening Project in an amount not to exceed \$602,000.00.

**NOW, THEREFORE, BE IT RESOLVED BY THE TOWN COUNCIL OF
THE TOWN OF MIAMI LAKES, FLORIDA, AS FOLLOWS:**

Section 1. **Recitals.** The foregoing Recitals are true and correct and incorporated herein by this reference.

Section 2. **Approval of the Contract.** The Town Council hereby approves the award of a contract to Southeastern in substantially the form attached hereto as Exhibit “A” for the construction of the NW 67th Avenue Widening Project in an amount not to exceed \$602,000.00 (hereinafter referred to as “Contract”).

Section 3. **Authorization of Town Officials.** The Town Manager, his designee and the Town Attorney are authorized to take all steps necessary to implement the terms and conditions of the Contract.

Section 4. **Authorization of Fund Expenditure.** The Town Manager is authorized to expend budgeted funds to implement the terms and conditions of this Resolution and the Contract.

Section 5. **Execution of the Contract.** The Town Manager is authorized to execute the Contract with Southeastern in an amount not to exceed \$602,000.00 and to execute any extension and/or amendments to the Contract, subject to approval as to form and legality by the Town Attorney.

Section 6. **Effective Date.** This Resolution shall take effect immediately upon adoption.

THIS SPACE INTENTIONALLY LEFT BLANK

Passed and adopted this _____ day of _____, 2019.

The foregoing resolution was offered by _____ who moved its adoption. The motion was seconded by _____ and upon being put to a vote, the vote was as follows:

Mayor Manny Cid	_____
Vice Mayor Nelson Rodriguez	_____
Councilmember Carlos Alvarez	_____
Councilmember Luis Collazo	_____
Councilmember Joshua Dieguez	_____
Councilmember Jeffrey Rodriguez	_____
Councilmember Marilyn Ruano	_____

Manny Cid
MAYOR

Attest:

Gina Inguanzo
TOWN CLERK

Approved as to form and legal sufficiency:

Raul Gastesi, Jr.
Gastesi & Associates, P.A.
TOWN ATTORNEY

EXHIBIT A

Agreement
between the
Town of Miami Lakes
and
Southeastern Engineering Contractors, Inc.
for
NW 67th Avenue Widening Project, RFP 2018-31

**Contract for
NW 67th Avenue Widening Project**

2018-31



The Town of Miami Lakes Council:

**Mayor Manny Cid
Vice Mayor Nelson Rodriguez
Councilmember Carlos Alvarez
Councilmember Luis Collazo
Councilmember Joshua Dieguez
Councilmember Jeffrey Rodriguez
Councilmember Marilyn Ruano**

Alex Rey, Town Manager
The Town of Miami Lakes
6601 Main Street
Miami Lakes, Florida 33014

TABLE OF CONTENTS

SECTION 1. GENERAL TERMS & CONDITIONS.....	5
1.01 DEFINITIONS.....	5
1.02 GENERAL REQUIREMENTS.....	6
1.02-1 GENERALLY	6
1.02-2 RULES AND REGULATIONS.....	7
1.02-3 HOURS FOR PERFORMING WORK.....	7
1.02-4 SUBCONTRACTORS	7
1.02-5 CONSULTANT SERVICES	8
1.02-6 AUTHORITY OF THE PROJECT MANAGER.....	8
1.02-7 INDEPENDENT CONTRACTOR	8
1.02-8 THIRD-PARTY BENEFICIARIES	9
1.02-9 ASSIGNMENT OR SALE OF CONTRACT	9
1.02-10 TIME FOR COMPLETION	9
1.02-11 APPLICABLE LAW AND VENUE OF LITIGATION	9
1.02-12 NON-EXCLUSIVE CONTRACT	9
1.02-13 SEVERABILITY	9
1.02-14 CONTRACT DOCUMENTS CONTAIN ALL TERMS	10
1.02-15 ENTIRE AGREEMENT	10
1.02-16 INTENTION OF THE TOWN	10
1.02-17 PRIORITY OF PROVISIONS	10
1.02-18 ROYALTIES AND PATENTS	11
1.02-19 PURCHASE AND DELIVERY, STORAGE AND INSTALLATION.....	11
1.02-20 VEHICLES & EQUIPMENT	11
1.02-21 SUBSTITUTIONS	11
1.02-22 OWNERSHIP OF THE WORK	11
1.02-23 TOWN LICENSES, PERMITS AND FEES	11
1.02-24 TAXES	12
1.02-25 REMOVAL OF UNSATISFACTORY PERSONNEL	12
1.02-26 DEFECTIVE OR NON-COMPLIANT WORK	12
1.02-27 COMPLIANCE WITH APPLICABLE LAWS	13
1.02-28 NONDISCRIMINATION, EQUAL EMPLOYMENT OPPORTUNITY, & ADA	13
1.02-29 NOTICES	13
1.03 INDEMNITY & INSURANCE	14
1.03-1 INDEMNIFICATION	14
1.03-2 CONTRACTOR'S RESPONSIBILITY FOR DAMAGES TO THE WORK	14
1.03-3 DEFENSE OF CLAIMS	14
1.03-4 INSURANCE	14
1.04 PUBLIC RECORDS	16
1.04-1 ACCESS, REVIEW AND RELEASE OF RECORDS	16
1.05 CONTRACT MODIFICATION AND DISPUTE PROCESS	17
1.05-1 CHANGE ORDERS	17
1.05-2 FORCE MAJEURE	18
1.05-3 EXTENSION OF TIME	18
1.05-4 EXCUSABLE DELAY, NON-COMPENSABLE	20
1.05-5 CLAIMS.....	20
1.05-6 CONTINUING THE WORK	21

1.05-7 FRAUD AND MISREPRESENTATION	21
1.05-8 STOP WORK ORDER	21
1.05-9 MATERIALITY AND WAIVER OF BREACH	21
1.05-10 TIME IN WHICH TO BRING ACTION AGAINST THE TOWN.....	22
1.05-11 CONTRACT EXTENSION	22
1.06 EARLY TERMINATION & DEFAULT	22
1.06-1 SET-OFFS, WITHOLDING, AND DEDUCTIONS	22
1.06-2 CONTRACTOR DEFAULT	22
1.06-3 TERMINATION FOR CONVENIENCE.....	23
1.06-4 REMEDIES AVAILABLE TO THE TOWN.....	24
1.06-5 FUNDS AVAILABILITY	24
1.07 PAYMENT PROCESS.....	24
1.07-1 COMPENSATION	24
1.07-2 ESTIMATED QUANTITIES	24
1.07-3 LINE-ITEM PRICING	24
1.07-4 LINE-ITEM QUANTITIES	25
1.07-5 ADDITIONAL LINE ITEM PRICING	25
1.07-6 REIMBURSIBLE EXPENSES	25
SECTION 2. SPECIAL TERMS & CONDITIONS.....	26
2.01 SCOPE OF WORK	26
2.02 NIGHT WORK	26
2.03 CONTRACT TERM	26
2.04 BOND REQUIREMENTS	26
2.04-1 PERFORMANCE/PAYMENT BOND.....	26
2.04-2 SURETY QUALIFICATIONS	27
2.05 PRELIMINARY STEPS	27
2.05-1 CONTRACTOR'S PRE-START REPRESENTATION.....	27
2.05-2 PRE-CONSTRUCTION CONFERENCE	28
2.05-3 PROJECT SCHEDULE	28
2.05-4 SCHEDULE OF VALUES	28
2.05-5 CONSTRUCTION PHOTOGRAPHS	28
2.05-6 STAGING SITE	29
2.05-7 PROJECT SIGNAGE	29
2.05-8 COORDINATION WITH TOWN RESIDENTS	29
2.06 INSPECTION OF THE WORK.....	29
2.07 UNCOVERING FINISHED WORK.....	30
2.08 SITE ISSUES	30
2.08-1 SITE INVESTIGATION AND REPRESENTATION	30
2.08-2 METHOD OF PERFORMING THE WORK	31
2.08-3 DIFFERING SITE CONDITIONS.....	32
2.08-4 PROTECTION OF PROPERTY, UTILITIES, AND THE PUBLIC	32
2.08-5 CONTRACTOR'S RESPONSIBILITY FOR UTILITY PROPERTIES AND SERVICE	32
2.08-6 ACCESS TO WATER AND UTILITIES	33
2.08-7 COORDINATION OF THE WORK	33

2.08-8 ACCESS TO THE PROJECT SITE(S)	34
2.08-9 CLEANING UP; TOWN'S RIGHT TO CLEAN UP	34
2.08-10 SANITARY PROVISIONS	34
2.08-11 MAINTENANCE OF TRAFFIC	34
2.08-12 WORK IN STREET, HIGHWAY, & OTHER RIGHTS-OF-WAY	35
2.08-13 HURRICANE PREPAREDNESS	35
2.09 SAFETY ISSUES	35
2.09-1 SAFETY PRECAUTIONS	35
2.09-2 TRENCH SAFETY ACT	36
2.09-3 MATERIAL SAFETY DATA SHEETS	36
2.10 PLANS, DOCUMENTS, & RECORDS	36
2.10-1 CONTRACTOR TO CHECK PLANS, SPECIFICATIONS, & DATA	36
2.10-2 SHOP DRAWINGS AND SUBMITTALS	37
2.10-3 TOWN FURNISHED DRAWINGS, SUPPLEMENTAL DRAWINGS, & INSTRUCTIONS	37
2.10-4 AS-BUILT DRAWINGS	37
2.10-5 RECORD SET	38
2.11 CONTRACTOR RESPONSIBILITIES	39
2.11-1 LABOR & MATERIALS	39
2.11-2 SUPERVISIONS OF THE WORK	39
2.11-3 RELEASE OF LIENS/SUBCONTRACTOR'S STATEMENT OF SATISFACTION	39
2.11-4 PROGRESS PAYMENTS	40
2.11-5 RETAINAGE & RELEASE	40
2.11-6 OWNERSHIP OF THE WORK	41
2.12 LIQUIDATED DAMAGES	41
2.13 REQUESTS FOR INFORMATION	41
2.14 WARRANTY	41
2.15 SUBSTANTIAL COMPLETION, PUNCHLIST & FINAL COMPLETION	42
2.16 ACCEPTANCE AND FINAL PAYMENT	42
2.17 NDPES REQUIREMENTS	43
FORM OF PERFORMANCE BOND (Page 1 of 2)	46
WITNESSES: _____	47
IN THE PRESENCE OF: INSURANCE COMPANY:	47
CONTRACTOR	49
ATTEST: _____	49

SECTION 1. GENERAL TERMS & CONDITIONS

1.01 DEFINITIONS

1. **Award** means that the Town Manager or Town Council, as applicable, has approved the award of a contract.
2. **Bid/Proposal/Submittal** means any offer, documents the Submittal tendered by a Bidder in response to this solicitation, which includes the price, authorized signature and all other information or documentation required by the Invitation to Bid ("ITB") at the time of submittal.
3. **Bid Form** means the form that contains the goods or services to be purchased and that must be completed and submitted with the Bid.
4. **Bidder** means any person, firm or corporation, or its duly authorized representative tendering a Submittal in response to this solicitation.
5. **Change Order** means a written document ordering a change in the Contract price or Contract time or a material change in the Work.
6. **Completion Time** means the number of calendar days specified for Final Completion of the Project.
7. **Cone of Silence** means the time period and method of communications as required by Section 2-11.1 of the Miami-Dade County Code, which state that the Cone of Silence shall be in effect from the date the ITB is issued until the Town Manager issues a written recommendation.
8. **Consultant** means a firm that has entered into a separate agreement with the Town for the provision of professional services.
9. **Contract** means the ITB, the addendum, and the Bid documents that have been executed by the Bidder and the Town subsequent to approval of award by the Town.
10. **Contract Documents** means the Contract as may be amended from time to time, and plans, specifications, addendum, clarifications, directives, Change Orders, payments and other such documents issued under or relating to the Contract.
11. **Contractor** means the Successful Bidder who is issued a Purchase Order, Contract, Blanket Purchase Order agreement, or Term Contract to provide goods or services to the Town and who will be responsible for the acceptable performance of any Work and for the payment of all legal debts pertaining to the Work under the Contract.
12. **Cure** means the action taken by the Contractor promptly, after receipt of written notice from the Town of a breach of the Contract Documents, which must be performed at no cost to the Town, to repair, replace, correct, or remedy all material, equipment, or other elements of the Work or the Contract Documents affected by such breach, or to otherwise make good and eliminate such breach.
13. **Cure Period** means the period of time in which the Contractor is required to remedy deficiencies in the Work or compliance with the Contract Documents after receipt of a written Notice to Cure from the Town identifying the deficiencies and the time to Cure.
14. **Days** mean calendar days unless otherwise specifically stated in the Contract Documents.
15. **Defective Work** means (a) Work that is unsatisfactory, deficient, or damaged, does not conform to the Contract Documents, or does not meet the requirements of any inspection, test or approval, or (b) Work associated with punch list items that the Contractor fails to complete within a reasonable time after issuance of the punch list by the Project Manager.
16. **Design Documents, Plans or Sketch** means any construction plans and specifications, or graphic representation included as part of the Contract.

17. **Field Directive** means a written directive to effect changes to the Work, issued by the Project Manager, Consultant or the Town Department Director that may affect the ITB Contract price or time.
18. **Final Completion** means the date the Contractor has completed all the Work and submitted all documentation required by the Contract Documents.
19. **Inspector** means an authorized representative of the Town assigned to make necessary inspections of materials furnished by Design-Build Firm and of the Work performed by the Contractor. The Town, at its sole discretion may hire a professional consultant to perform the inspections.
20. **Materials** mean goods or equipment incorporated into the Work or used or consumed in the performance of the Work.
21. **Night Work** means work taking place between the hours of 5:00 PM to 7:00 AM.
22. **Notice of Award** means any correspondence from the Town that informs the successful bidder of a contract award for this ITB.
23. **Project** means a task or series of tasks that the Contractor must complete in accordance with the Contract Documents.
24. **Project Manager** means the individual assigned by the Town Manager or designee to manage a Project.
25. **Request for Information (RFI)** means a request from the Contractor seeking an interpretation or clarification relative to the Contract Documents. The RFI, which must be clearly marked RFI, must clearly and concisely set forth the issue(s) or item(s) requiring clarification or interpretation and why the response is required. The RFI must set forth the Contractor's interpretation or understanding of the document(s) in question, along with the reason for such understanding.
26. **Subcontractor** means a person, firm or corporation having a direct contract with Contractor, including one who furnishes material, equipment or services necessary to perform the Work.
27. **Submittal** means the documents prepared and submitted by the Bidder in response to this ITB.
28. **Substantial Completion** means that point at which the Project is at a level of completion in substantial compliance with the Contract Documents and is fit for use in its intended purpose. Substantial Compliance will not be deemed to have occurred until any and all governmental entities, with regulatory authority or which have jurisdiction over the Work, have conducted all final inspections, and approved the Work. Beneficial use or occupancy will not be the sole factor in determining whether Substantial Completion has been achieved, unless a temporary certificate of completion has been issued.
29. **Town** means the Town Council of the Town of Miami Lakes or the Town Manager, as applicable.
30. **Town Manager** means the duly appointed chief administrative officer of the Town of Miami Lakes or designee.
31. **Work** as used herein refers to all reasonably necessary and inferable labor, material, equipment, and services, whether or not specifically stated, to be provided by the Contractor to fulfill its obligations under the Contract Documents.

1.02 GENERAL REQUIREMENTS

1.02-1 GENERALLY

The employee(s) of the Contractor will be considered to be at all times its employee(s), and not employee(s) or agent(s) of the Town or any of its departments.

The Contractor agrees that the Contractor will at all times employ, maintain and assign to the performance of the Contract a sufficient number of competent and qualified professionals and other personnel to meet the requirements of the Work to be performed.

The Contractor agrees to adjust staffing levels or to replace any staff personnel if so requested by the Town Manager or designee, should the Town Manager or designee make a determination that said staffing is unacceptable or that any individual is not performing in a manner consistent with the requirements for such a position.

The Contractor represents that its staff personnel have the proper skills, training, background, knowledge, experience, rights, authorizations, integrity, character and licenses necessary to perform the Work, in a competent and professional manner.

The Contractor must at all times cooperate with the Town, or the Consultant (if any) and coordinate its respective Work efforts to most effectively and efficiently progress the performance of the Work.

The Town, the Consultant (if any) and other agencies authorized by the Town, must have full access to the Project site at all times.

The apparent silence of the Contract Documents as to any detail, or the apparent omission from them of a detailed description concerning any Work to be done and materials to be furnished, will be regarded as meaning that only best practices are to prevail and only materials and workmanship of the best quality are to be used in the performance of the Work.

1.02-2 RULES AND REGULATIONS

The Contractor must comply with all laws and regulations applicable to provision of services specified in the Contract Documents. The Contractor must be familiar with all federal, state and local laws, rules, regulations, codes, and ordinances that affect the Work.

Where portions of the Work traverse or cross federal, state, county or local highways, roads, streets, or waterways, and the agency in control of such property has established standard specifications, rules or regulations governing items of Work that differ from these specifications, the most stringent specifications, rules and regulations will apply.

1.02-3 HOURS FOR PERFORMING WORK

All Work must be performed in accordance with the Town's Noise Ordinance No. 04-50 unless specifically stated otherwise herein or in a Work Order. Work to be performed outside these hours will require the prior written approval of the Project Manager.

1.02-4 SUBCONTRACTORS

Contractor is solely responsible for all acts and omissions of its Subcontractors. Nothing in the Contract Documents creates any contractual relationship between any Subcontractor and the Town. Contractor is responsible for the timely payment of its Subcontractors and suppliers as required by Florida Statute Chapter 218.735. Failure to comply with these payment requirements will place the Contractor in default of the Contract.

Contractor must not employ any subcontractor against whom Town may have a reasonable objection.

Contractor must utilize the Subcontractors identified in its Bid submission. The replacement, addition, or deletion of any Subcontractor(s) will be subject to the prior written approval of the Project Manager.

Bidders that will be using a temporary labor company to provide staffing for the Project must complete the Leased Employees Affidavit Form and include it with their Bid. Failure include this form may result in the Bid being rejected as non-responsive.

1.02-5 CONSULTANT SERVICES

The Town, at its sole discretion, may hire a Consultant who may serve as the Town's representative for the Contract. Where a Consultant has been identified, the Consultant and the Project Manager will both have authority to act on behalf of the Town to the extent provided for in the Contract Documents, and where such authority has been delegated in writing by the Town Manager.

1.02-6 AUTHORITY OF THE PROJECT MANAGER

The Town Manager hereby authorizes the Project Manager to determine, all questions of any nature whatsoever arising out of, under or in connection with, or in any way relating to or on account of the Work, and questions as to the interpretation of the Work to be performed under the Contract Documents. The Project Manager may delegate some of the authority contained in this Article to a designee.

The Contractor is bound by all determinations or orders of the Project Manager and must promptly respond to requests of the Project Manager, including the withdrawal or modification of any previous order, and regardless of whether the Contractor agrees with the Project Manager's determination or requests. Where requests are made orally, the Project Manager will follow up in writing, as soon thereafter as is practicable.

The Project Manager and/or designee shall have authority to act on behalf of the Town to the extent provided for by the Contract Documents, unless otherwise modified in writing by the Town. All instructions to the Contractor will be issued in writing through the Town Manager, Project Manager or designee.

The Project Manager will not be responsible for the means, methods, techniques, sequences or procedures employed, or for safety precautions and programs in connection with the Work and will not be responsible for the Contractor's failure to carry out the Work in accordance with the Contract Documents.

All interpretations and recommendations of the Project Manager and Consultant will be consistent with the intent of the Contract Documents.

Interpretation of the Contract terms and conditions will be issued by the Town's Procurement Manager.

The Project Manager and/or designee will have authority to reject Work that does not conform to the Contract Documents. Whenever, in their opinion, it is considered necessary or advisable to ensure the proper completion of the Work the Project Manager or Consultant have authority to require special inspections or testing of the Work, whether or not such Work is fabricated, installed or completed.

The Project Manager's authority to act under this paragraph, or any decision made in good faith either to exercise or not to exercise such authority, shall not give rise to any duty or responsibility of the Project Manager owed to the Contractor, any subcontractor, supplier or any of their agents, employees, or any other person performing any of the Work.

The Project Manager is not responsible for the acts or omissions of the Contractor, any Subcontractor, or any of their agents or employees, or any other persons performing any of the Work.

1.02-7 INDEPENDENT CONTRACTOR

The Contractor is engaged as an independent business and agrees to perform Work as an independent contractor. In accordance with the status of an independent contractor, the Contractor covenants and agrees that the Contractor will conduct business in a manner consistent with that status, that the Contractor will not claim to be an officer or employee of the Town for any right or privilege applicable to an officer or employee of the Town, including, but not limited

to: worker's compensation coverage; unemployment insurance benefits; social security coverage; retirement membership, or credit.

1.02-8 THIRD-PARTY BENEFICIARIES

Neither Contractor nor Town intends to directly or substantially benefit a third party by this Contract. Therefore, the parties agree that there are no third-party beneficiaries to this Contract and that no third party will be entitled to assert a claim against either of them based upon this Contract.

1.02-9 ASSIGNMENT OR SALE OF CONTRACT

The performance of this Contract will not be transferred pledged, sold, delegated or assigned, in whole or in part, by the Contractor without the prior written consent of the Town. It is understood that a sale of the majority of the stock or partnership shares of the Contractor, a merger or bulk sale, an assignment for the benefit of creditors will each be deemed transactions that would constitute an assignment or sale hereunder. The Town may request any information it deems necessary to review any request for assignment or sale of the Contract.

The Contractor must notify the Project Manager prior to any Assignment of the Contract, which must be approved by the Town for the transfer of the Contract. The Town may, at its sole discretion, elect not to approve the transfer of the Contract, which will result in the Contract being terminated in accordance with the Termination for Convenience provision of the Contract. Any transfer without Town approval will be cause for the Town to terminate this Contract for default and the Contractor will have no recourse from such termination.

Nothing herein will either restrict the right of the Contractor to assign monies due to, or to become due or be construed to hinder, prevent or affect any assignment by the Contractor for the benefit of its creditors, made pursuant to applicable law.

1.02-10 TIME FOR COMPLETION

Time is of the essence with regard to completion of the Work to be performed under the Contract. Delays and extensions of time may be allowed only in accordance with the provisions of the Contract. The time allowed for completion is provided for in the Special Terms & Conditions.

1.02-11 APPLICABLE LAW AND VENUE OF LITIGATION

This Contract will be enforceable in Miami-Dade County, Florida, and if legal action is necessary by either party with respect to the enforcement of any or all of the terms or conditions the sole venue will be Miami-Dade County, Florida.

1.02-12 NON-EXCLUSIVE CONTRACT

This Contract shall not be deemed to create an exclusive relationship between the Town and the Contractor(s). The Town, in its sole discretion, reserves the right to perform, solicit or employ other parties or its own staff to perform Work or Services comparable to those covered herein.

1.02-13 SEVERABILITY

In the event any provision of the Contract Documents is determined by a Court of competent jurisdiction to be illegal or unenforceable, then such unenforceable or unlawful provision will be excised from this Contract, and the remainder of the Contract Documents will continue in full force and effect. Notwithstanding the foregoing, if the result of the deletion of such provision will materially and adversely affect the rights of either party, such party may elect, at its option, to terminate the Contract in its entirety. An election to terminate the Contract based upon this provision must be made within seven (7) calendar days after the finding by the Court becomes final.

1.02-14 CONTRACT DOCUMENTS CONTAIN ALL TERMS

The Contract Documents and all documents incorporated herein by reference contain all the terms and conditions agreed upon by the parties hereto, and no other agreement, oral or otherwise, regarding the subject matter of the Contract Documents will be deemed to exist or to bind any of the parties hereto, or to vary any of the terms contained herein.

1.02-15 ENTIRE AGREEMENT

The Contract Documents, as they may be amended from time to time, represent the entire and integrated Contract between the Town and the Contractor and supersede all prior negotiations, representations or agreements, written or oral. This Contract may not be amended, changed, modified, or otherwise altered in any respect, at any time after the execution hereof, except by a written document executed with the same formality and equal dignity herewith. Waiver by either party of a breach of any provision of the Contract Documents will not be deemed to be a waiver of any other breach of any provision of the Contract Documents.

1.02-16 INTENTION OF THE TOWN

It is the intent of the Town to describe in the ITB the Work to be completed in accordance with all codes and regulations governing all the Work to be performed under this Contract. Any work, labor, materials and/or equipment that may reasonably be inferred from the Contract as being required to produce the intended results must be supplied by Contractor whether or not specifically called for in the Contract Documents. Where words, which have well-known technical or trade meanings are used to describe Work, materials or equipment, such words will be interpreted in accordance with that meaning. Reference to standard specifications, manuals, or codes of any technical society, organization or association, or to the laws or regulations of any governmental authority, whether such reference be specific or by implication, will mean the latest standard specification, manual, code or laws or regulations in effect at the time of opening of Bids and Contractor must comply therewith. Town will have no duties other than those duties and obligations expressly set forth within the Contract Documents.

1.02-17 PRIORITY OF PROVISIONS

If there is a conflict or inconsistency between any term, statement requirement, or provision of any exhibit attached hereto, any document or events referred to herein, or any document incorporated into the Contract Documents by reference and a term, statement, requirement, the specifications or any plans, or provision of the Contract Documents the following order of precedence will apply:

1. In the event of conflicts in the Contract Documents the priorities stated below will govern;
2. Revisions and Change Orders to the Contract will govern over the Contract;
3. The Contract Documents will govern over the Contract;
4. The Special Conditions will govern over the General Conditions of the Contract; and
5. Addendum to an ITB will govern over the ITB.

In the event that Drawings and specifications are provided with the Contract the priorities stated below will govern:

1. Scope of Work and Specifications will govern over Plans and Drawings;
2. Schedules, when identified as such will govern over all other portions of the Plans;
3. Specific notes will govern over all other notes, and all other portions of the Plans, unless specifically stated otherwise;
4. Larger scale drawings will govern over smaller scale drawings;
5. Figured or numerical dimensions will govern over dimensions obtained by scaling; and
6. Where provisions of codes, manufacturer's specifications or industry standards are in conflict, the more restrictive, strict, or higher quality will govern.

1.02-18 ROYALTIES AND PATENTS

All fees, royalties, and claims for any invention, or pretended inventions, or patent of any article, material, arrangement, appliance, or method that may be used upon or in any manner be connected with the Work or appurtenances, are hereby included in the prices stipulated in the Contract for said Work.

1.02-19 PURCHASE AND DELIVERY, STORAGE AND INSTALLATION

All materials must be F.O.B. delivered and included in the cost of the Work. The Contractor is solely responsible for the purchase, delivery, off-loading and installation of all equipment and material(s). Contractor must make all arrangement for delivery. Contractor is liable for replacing and damaged equipment or material(s) and filing any and all claims with suppliers. All transportation must comply with all federal, FDOT, Miami-Dade County, and Town rules and regulations.

No materials will be stored on site without the prior written approval, using the appropriate Town form, by the Project Manager. The Town's Forms are available on the Town's website.

1.02-20 VEHICLES & EQUIPMENT

Contractor must have on hand at all times clean and in good working order such vehicles, machinery, tools, accessories, and other items necessary to perform the Work under this Contract. The Town may require the repair or replacement of equipment as reasonably necessary.

1.02-21 SUBSTITUTIONS

Substitution of any specified material or equipment requires the prior written acceptance of the Project Manager. It is the sole responsibility of the Contractor to provide sufficient information and documentation to the Project Manager to allow for a thorough review and determination on the acceptability of the substitution. Approval of a substitution does not waive or mitigate the Contractor's sole responsibility to meet the requirements of the Contract Documents. The Town may require an adjustment in price based on any proposed substitution.

The Contractor may request the Town to approve substitution where the specified materials are not available. Such requests must be submitted in writing to the Project Manager in advance with sufficient information to evaluate the substitution. The Contractor must provide the substitute materials plant designation, type, grade, quality, and size. Acceptance of substitutions will be at the sole discretion of the Town. The Town may require an adjustment in price based on any proposed substitution.

1.02-22 OWNERSHIP OF THE WORK

The Contractor is solely responsible for all Work, until Final Completion of the Work. Contractor is liable for all damage, theft, maintenance, and safety until such time as the Town issues a notice of Final Completion of the Work.

1.02-23 TOWN LICENSES, PERMITS AND FEES

In accordance with the Public Bid Disclosure Act, 218.80, Florida Statutes, each license, permit, or fee the Contractor will have to pay the Town before or during the Work or the percentage method or unit method of all licenses, permits and fees required by the Town and payable to the Town by virtue of the Work as part of the Contract are as follows:

1. Contractor must have and maintain during the term of this Contract all appropriate Town licenses. Fees for which must be paid in full in accordance with the Town's Fee structure for such licenses. THERE WILL NOT BE ANY PERCENTAGE REDUCTION OR WAIVING OF TOWN LICENSE FEES.

2. During the performance of this Contract there may be times when the Contractor will be required to obtain a Town permit for such Work. It is the responsibility of the Contractor to ensure that he has the appropriate Town permits to perform such work as may become necessary during the performance of the Work. Any fees related to Town required permits in connection with this Contract will be the responsibility of the Contractor and will be reimbursed by the Town.

Licenses, permits, and fees that may be required by County, State or Federal entities are not included in the above list.

1.02-24 TAXES

Contractor must pay all applicable sales, consumer, use and other taxes required by law.

Contractor is responsible for reviewing the pertinent state statutes involving state taxes and complying with all requirements.

Contractor shall include all sales and other taxes for which it is liable in its Bid price.

1.02-25 REMOVAL OF UNSATISFACTORY PERSONNEL

Contractor must at all times enforce strict discipline and good order among its employees and subcontractors at the Project(s) site(s) and must not employ on any Work any unfit person or anyone not skilled in the Work to which they are assigned.

The Town may make written request to the Contractor for the prompt removal and replacement of any personnel employed or retained by the Contractor, or any or Subcontractor engaged by the Contractor to provide and perform services or Work pursuant to the requirements of the Contract Documents. The Contractor must respond to the Town within five (5) calendar days of receipt of such request with either the removal and replacement of such personnel or written justification as to why that may not occur. The Town will make the final determination as to the removal of unsatisfactory personnel from the Work. The Contractor agrees that the removal of any of such individual(s) does not require the termination or demotion of said individual(s).

1.02-26 DEFECTIVE OR NON-COMPLIANT WORK

The Project Manager has the authority to reject or disapprove Work that is found to be defective or not in compliance with the requirements of the Contract. If required, the Contractor will promptly either correct all defective or non-compliant Work or remove such defective Work and replace it with non-defective/non-compliant Work. Contractor will bear all direct, indirect and consequential costs of such removal or corrections.

Re-examination of any of the Work may be ordered by the Project Manager and if so ordered, the Work must be uncovered by Contractor. If such Work is found to be in accordance with the Contract Documents, the Town will pay the cost of reexamination and replacement by means of a Change Order. If such Work is not in accordance with the Contract Documents, Contractor will pay such cost.

Should Contractor fail or refuse to remove or correct any defective or non-compliant Work or to make any necessary repairs in accordance with the requirements of the Contract Documents within the time indicated in writing by the Project Manager, the Project Manager has the authority to cause the defective/non-compliant Work to be removed or corrected or make such repairs or corrections as may be necessary at Contractor's expense. Any expense incurred by the Town in making such removals, corrections or repairs, will be paid for out of any monies due or which may become due the Contractor. In the event of failure of the Contractor to make all necessary repairs promptly and fully, the Town Manager or designee may declare the Contractor in default.

If, within the warranty period required by the Contract Documents, or by any specific provision of the Contract, any of the Work is found to be defective or not in accordance with the Contract Documents, Contractor, after receipt of written notice from Town, must promptly correct such defective or nonconforming Work within the time specified by Town, without cost to Town. Should the Contractor fail to take such action the Town may take any necessary and appropriate action and hold the Contractor liable and responsible for all costs. The Town may take any action allowed under this Contract or in law to recover all such costs. Nothing contained herein will be construed to establish a period of limitation with respect to any other obligation which Contractor might have under the Contract Documents, including but not limited to, any claim regarding latent defects.

Failure to reject any defective Work or material does not, in any way, prevent later rejection when such defect is discovered, or obligate the Town to accept the defective Work.

1.02-27 COMPLIANCE WITH APPLICABLE LAWS

The Contractor must comply with the most recent editions and requirements of all applicable laws, rule, regulations, codes, and ordinances of the Federal government, the State of Florida, Miami-Dade County, and the Town.

1.02-28 NONDISCRIMINATION, EQUAL EMPLOYMENT OPPORTUNITY, & ADA

Contractor will not unlawfully discriminate against any person, will provide equal opportunities for employment, and comply with all applicable provisions of the Americans with Disabilities Act in its performance of the Work under the Contract. Contractor will comply with all applicable federal, State of Florida, Miami-Dade County, and Town rules regulations, laws, and ordinance as applicable.

1.02-29 NOTICES

Whenever either party desires to give written notice to the other relating to the Contract, such must be addressed to the party for whom it is intended at the place specified below; and the place for giving the notice will remain until it has been changed by written notice in compliance with the provisions of this Article. Notice will be deemed given on the date received or within 3 days of mailing, if mailed through the United States Postal Service. Notice will be deemed given on the date sent via e-mail or facsimile. Notice will be deemed given via courier/delivery service upon the initial delivery date by the courier/delivery service. For the present, the parties designate the following as the respective places for giving of notice:

For Town:

Mr. Alex Rey
Town Manager
Town of Miami Lakes
6601 Main Street
Miami Lakes, Florida 33014
reya@miamilakes-fl.gov

Raul Gastesi
Town Attorney
Town of Miami Lakes
6601 Main Street
Miami Lakes, Florida 33014
rgastesi@miamilakes-fl.gov

For Contractor:

Eduardo Dominguez
President
Southeastern Engineering Contractors, Inc.
12054 NW 98th Avenue,
Hialeah Gardens, Florida 33018

During the Work the Contractor must maintain continuing communications with designated Town representative(s). The Contractor must keep the Town fully informed as to the progress of the Work under the Contract.

1.03 INDEMNITY & INSURANCE

1.03-1 INDEMNIFICATION

The Contractor must indemnify and hold harmless the Town, its officers, agents and employees from and against all liability, claims, damages, losses and expenses, including reasonable attorney's fees and costs at both trial and appellate levels arising out of or resulting from the performance of the Work under this Contract, caused by negligence, recklessness, intentional misconduct, or any act or omission of the Contractor or anyone directly or indirectly employed by Contractor or anyone for whose acts Contractor may be liable. The Contractor expressly understands and agrees that any insurance protection required by this Contract or otherwise provided by Contractor will in no way limit the responsibility to indemnify, keep and save harmless and defend the Town or its officers, employees, agents and instrumentalities as herein provided.

The Contractor agrees and recognizes that the Town will not be held liable or responsible for any claims which may result from any actions or omissions of the Contractor in which the Town participated either through review or concurrence of the Contractor's actions. In reviewing, approving or rejecting any submissions by the Contractor or other acts of the Contractor, the Town in no way assumes or shares any responsibility or liability of the Contractor or Subcontractor, under this Contract. The Contractor will defend the Town or provide for such defense at its own expense, at the Town's option.

This indemnification obligation will survive the expiration or termination of this Contract.

The Town has provided specific consideration for the indemnification of \$10.00 from the sums due to the Contractor under this Contract.

1.03-2 CONTRACTOR'S RESPONSIBILITY FOR DAMAGES TO THE WORK

Contractor accepts full responsibility for Work against all losses or damages of whatever nature sustained until acceptance by Town Manager or designee, and must promptly repair or replace, at no additional cost to the Town any Work, materials, equipment, or supplies damaged, lost, stolen, or destroyed from any cause whatsoever.

Contractor is full responsible for Work against all losses or damages of whatever nature sustained until acceptance by Town, and must promptly repair or replace, at no additional cost to the Town any Work, materials, equipment, or supplies damaged, lost, stolen, or destroyed from any cause whatsoever.

1.03-3 DEFENSE OF CLAIMS

Should any claim be made, or any legal action brought in any way relating to the Work under the Contract, the Contractor will diligently render to the Town all assistance which the Town may require of the Contractor.

1.03-4 INSURANCE

Without limiting any of the other obligations or liabilities of Contractor, the Contractor must secure and maintain throughout the duration of this Contract, insurance of such type and in such amounts necessary to protect its interest and the interest of the Town against hazards or risks of loss as specified below. The underwriter of such insurance must be qualified to do business in the State of Florida, be rated "B" as to management and "Class V" as to strength or better as rated by the latest edition of Best's Insurance Guide, published by A.M. Best Company, Oldwick, New Jersey, or its equivalent, the insurance carrier must have agents upon whom

service of process may be made in the State of Florida. The insurance coverage will be primary insurance with respect to the Town, its officials, employees, agents and volunteers. Any insurance maintained by the Town will be in excess of the Contractor's insurance and will not contribute to the Contractor's insurance. The insurance coverages must include a minimum of:

a. *Worker's Compensation and Employer's Liability Insurance:*

Coverage to apply for all employees for statutory limits as required by the State of Florida's Statutory Workers' Compensation Law and all applicable Federal laws. The policy(ies) must include Employer's Liability with minimum limits of \$500,000 each accident and a waiver of subrogation.

b. *Comprehensive Business Automobile and Vehicle Liability Insurance:*

This insurance must be written in comprehensive form and must protect the Contractor and the Town against claims for injuries to members of the public and/or damages to property of others arising from the Contractor's use of motor vehicles or any other equipment and must cover operation with respect to onsite and offsite operations and insurance coverage must extend to any motor vehicles or other equipment irrespective of whether the same is owned, non-owned, or hired. The limit of liability must not be less than \$500,000 per occurrence, combined single limit for Bodily Injury Liability and Property Damage Liability. Coverage must be afforded on a form no more restrictive than the latest edition of the Business Automobile Liability Policy, without restrictive endorsement, as filed by the Insurance Services Office.

c. *Commercial General Liability ("CGL"):*

This insurance must be written in comprehensive form and must protect the Contractor and the Town against claims arising from injuries to members of the public or damage to property of others arising out of any act or omission to act of the Contractor or any of its agents, employees, or subcontractors. The limit of liability must not be less than \$1,000,000 per occurrence, combined single limit for Bodily Injury Liability and Property Damage Liability. Coverage must be afforded on a primary and non-contributory basis and with a coverage form no more restrictive than the latest edition of the Commercial General Liability Policy, without restrictive endorsements, as filed by the Insurance Services Office, and must include: (1) Premises and/or Operations; (2) Independent contractors and Products and/or completed Operations; (3) Broad Form Property Damage, Personal Injury and a Contractual Liability Endorsement, including any hold harmless and/or indemnification agreement.

(i) Products and/or Completed Operations for contracts with an Aggregate Limit of **One Million Dollars (\$1,000,000)** per project. Contractor must maintain in force until at least three years after completion of all Work required under the Contract, coverage for Products and Completed Operations, including Broad Form Property Damage.

(ii) Personal and Advertising Injury with an aggregate limit of **One Million Dollars (\$1,000,000)**.

(iii) CGL Required Endorsements:

(1st) Employees included as insured

(2nd) Contingent Liability/Independent Contractors Coverage

- (3rd) Contractual Liability
- (4th) Waiver of Subrogation
- (5th) Premises and/or Operations
- (6th) Explosion Collapse and Underground Hazards (if not specifically covered under the policy)
- (7th) Loading and Unloading
- (8th) Mobile Equipment (Contractor's Equipment) whether owned, leased, borrowed or rented by Contractor or employees of the Contractor.

d. *Certificate of Insurance*

Contractor must provide the Town Manager or designee with Certificates of Insurance for all required policies within fifteen (15) days of notification of a conditional award by the Town. The Certificates of Insurance must not only name the types of policy(ies) provided, but also must specifically cite this Contract and must state that such insurance is as required by this Contract. The Town reserves the right to require the Contractor to provide a certified copy of such policies, upon written request by the Town. Each policy certificate must be endorsed with a provision that not less than thirty (30) calendar days' written notice must be provided to the Town before any policy or coverage is cancelled, restricted, or a material change is made. Acceptance of the Certificate(s) is subject to approval of the Town Manager or designee.

e. *Additional Insured*

The Town is to be specifically included as an Additional Insured for the liability of the Town resulting from operations performed by or on behalf of Contractor in performance of this Contract. The Town must be named as additional insured under the CGL, business automobile insurance and umbrella policies. Town must be named as an additional insured under Contractor's insurance, including that applicable to the Town as an Additional Insured, must apply on a primary basis and any other insurance maintained by the Town will be in excess of and will not contribute to Contractor's insurance. Contractor's insurance must contain a severability of interest provision providing that, except with respect to the total limits of liability, the insurance must apply to each Insured or Additional Insured in the same manner as if separate policies had been issued to each.

All deductibles or self-insured retentions must be declared to and be approved by the Town Manager. The Contractor will be responsible for the payment of any deductible or self-insured retention in the event of any claim.

1.04 PUBLIC RECORDS

1.04-1 ACCESS, REVIEW AND RELEASE OF RECORDS

Town will have the right to inspect and copy, at Town's expense, the books, records, and accounts of Contractor which relate in any way to the Contract. The Contractor agrees to maintain an accounting system that provides for accounting records that are supported with adequate documentation and adequate procedures for determining allowable costs.

f. Public Records

Bidder affirms, by virtue of bidding, that its Bid is a public record, and the public will have access to all documents and information pertaining to the bid and the solicitation, subject to the provisions of Chapter 119, Florida Statutes. Bidder acknowledges that the Town may provide public access to or provide copies of all documents subject to disclosure under applicable law. If the Project is funded by grants, either partially or fully, records will be made available to the granting agency in accordance with that agency's requirements, when necessary.

Bidder is responsible for claiming applicable exemptions to disclosure as provided by Chapter 119, Florida Statutes, in its Bid by identifying the materials to be protected and providing a reason for why such exclusion from public disclosure is necessary and legal.

g. Retention and Transfer of Public Records

Upon termination by the Town or final completion of the Contract the Contractor must, in accordance with Section 119.0701 of the Florida Statutes, transfer to the Town, at no cost, all public records in possession of the Contractor and destroy any duplicate public records that are exempt or confidential and exempt from public records disclosure requirements. All public record stored electronically must be provided in .pdf format or another format acceptable to the Town. Any payments due the Contractor will not be made until the Town receives the public records. Failure to return such documents will result in the documents being subject Chapter 119 of the Florida Statutes

The Contractor must comply with the applicable provisions of Chapter 119, Florida Statutes and Town will have the right to immediately terminate this Contract for the refusal by the Contractor to comply with Chapter 119, Florida Statutes. The Contractor must retain all other records associated with this Contract for a period of five (5) years from the date of termination.

Should the Contractor have any questions related to the application of Chapter 119, Florida Statutes, to the Contractor's duty to provide public records relating to this Contract, contact the Town's custodian of public records at the Office of the Town Clerk 6601 Main Street, Miami Lakes, Florida 33014 either in writing to by telephone at (305) 364-6100 or clerk@miamilakes-fl.gov.

1.05 CONTRACT MODIFICATION AND DISPUTE PROCESS

1.05-1 CHANGE ORDERS

Without invalidating the Contract Documents, and without notice to any Surety, the Town reserves the right to make increases, decreases or other changes in the character or quantity of the Work under the Contract Documents as may be considered necessary or desirable to complete the Work in a manner satisfactory to the Town. The Town reserves the right to order changes which may result in additions to or reductions from the amount, type or value of the Work shown in the Contract, and which are within the general scope of the Contract Documents, and all such changes will be authorized only by a Change Order approved in advance and issued in accordance with provisions of the Town.

The Contractor is required to provide the Project Manager with a detailed Change Proposal Request ("CPR") or Request for Change Order ("RCO"), utilizing the Town's standard form, which must include requested revisions to the Contract, including but not limited to adjustments in this Contract Price and Contract Time. The Contractor is required to provide sufficient data in support of the cost proposal demonstrating its reasonableness. In furtherance of this obligation, the Town may require that the Contractor submit any or all of the following: a cost breakdown of material costs, labor costs, labor rates by trade, and Work classification and overhead rates in support of

Contractor's CPR/RCO. The Contractor's CPR/RCO must include any schedule revisions and an explanation of the cost and schedule impact of the proposed change on the Project. If the Contractor fails to notify the Project Manager of any schedule changes associated with the proposed change, it will be deemed to be an acknowledgment by Contractor that the proposed work will not have any scheduling consequences.

Any changes to the Contract must be contained in a written Change order, using the Town's Change Order Form, executed by the both parties. However, under circumstances determined necessary by the Town, a Change Order may be issued unilaterally by Town.

In the event a satisfactory adjustment cannot be reached, and a Change Order has not been issued or time is of the essence, the Town reserves the right, at its sole option to direct the Contractor to proceed on a time and materials basis or make such arrangements as may be deemed necessary to complete the proposed additional Work.

Where the Town directs the Contractor to proceed on a time and materials basis, Contractor must maintain detailed records of all labor and material costs for review by the Town.

For all Change Orders the Contractor will be entitled to a combined profit and overhead rate for Change Orders that will not be in excess of ten (10%) percent inclusive of all direct/indirect costs including labor, material, and equipment costs, unless the Procurement Manager determines that the complexity and risk of the Change Order work is such that an additional factor is appropriate.

The final amount to be paid to the Contractor for Change Order Work is subject to negotiation between the Town and the Contractor.

Failure by the Contractor to proceed with Change Order Work when so directed by the Town Manager or designee may result in the Contractor being found in default of the Contract.

Contractor must utilize the Town's standard requests for change orders and change order forms unless otherwise specifically approved by the Town's Procurement Manager. The Town's Forms are available on the Town's website.

1.05-2 FORCE MAJEURE

Should any failure to perform on the part of Contractor be due to a condition of Force Majeure as that term is interpreted under Florida law, then, the Town may allow an extension of time reasonably commensurate with the cause of such failure to perform or cure.

If the Contractor is delayed in performing any obligation under the Contract Documents due to a force majeure condition, the Contractor must request a time extension from the Town within two (2) working days of said Force Majeure occurrence. Any time extension will be subject to mutual agreement and will not be cause for any claim by the Contractor for extra compensation unless additional services are required by the Town. A Force Majeure event **does not include** inclement weather except for significant weather events that adversely impact the critical path of the Project Schedule, if required, or completion of the work, and **does not include** the acts or omissions of Subcontractors or suppliers.

1.05-3 EXTENSION OF TIME

Any reference in this Article to the Contractor will be deemed to include suppliers, and permitted Subcontractors, whether or not in privity of contract with the Contractor for the purpose of this Article.

If the Contractor is delayed at any time during the progress of the Work beyond the time frame or date provided for Final Completion by the neglect or failure of the Town or by a Force Majeure, then the Contract Time set forth in the Contract will be extended by the Town subject to the following conditions:

1. The cause of the delay arises after issuance of the NTP and could not have been anticipated by the Contractor by reasonable investigation before proceeding with the Work;
2. The Contractor demonstrates that the completion of the Work will be actually and necessarily delayed;
3. The effect of such cause cannot be avoided or mitigated by the exercise of all reasonable precautions, efforts and measures whether before or after the occurrence of the cause of delay.

A delay meeting all the conditions of the above, will be deemed an Excusable Delay.

The Town reserves the right to rescind or shorten any extension previously granted if subsequently, the Project Manager determines that any information provided by the Contractor in support of a request for an extension of time was erroneous; provided however, that such information or facts, if known, would have resulted in a denial of the request for an Excusable Delay. Notwithstanding the above, the Project Manager will not rescind or shorten any extension previously granted if the Contractor acted in reliance upon the granting of such extension and such extension was based on information which, although later found to have been erroneous, was submitted in good faith by the Contractor.

The request for an Excusable Delay must be made within five (5) calendar days after the time when the Contractor knows or should have known of any cause for a specific event, for which it may claim an extension of time and must provide any actual or potential basis for an extension of time, identifying such causes and describing, as fully as practicable at that time, the nature and expected duration of the delay and its effect on the completion of that part of the Work identified in the request. The Project Manager may require the Contractor to furnish such additional information or documentation, as the Project Manager will reasonably deem necessary or helpful in considering the requested extension.

The Contractor will not be entitled to an extension of time unless the Contractor affirmatively demonstrates that it is entitled to such extension.

The Project Manager will endeavor to review and respond to the Contractor's request for Excusable Delays in a reasonable period of time; however, the Contractor is obligated to continue to perform the Work required regardless of whether the Project Manager has issued a decision or whether the Contractor agrees or disagrees with that decision.

With regard to an injunction, strike or interference of public origin which may delay the Project, the Contractor must promptly give the Project Manager a copy of the injunction or other orders and copies of the papers upon which the same was granted. The Town must be afforded the right to intervene and become a party to any suit or proceeding in which any such injunction has been obtained and move to dissolve the same or otherwise, as the Town may deem proper.

Where the Contractor is delayed for any period of time by two or more of the causes mentioned in Article C4.04, Excusable Delay, Non-Compensable, the Contractor will not be entitled to a separate extension for each one of the causes, only one period of extension will be granted for the delay.

Any extension of time granted by the Town will be processed through the Change Order provisions of the Contract.

The permitting of the Contractor to proceed with the Work subsequent to the date specified in the Contract (as such date may have been extended by a change order), the making of any payment to the Contractor, the issuance of any Change Order, will not waive the Town's rights under the Contract, including but not limited to the assessment of liquidated damages or declaring Contractor in default.

1.05-4 EXCUSABLE DELAY, NON-COMPENSABLE

Excusable Delay is delay caused by either of the following: (i) circumstances that could not be foreseen and are beyond the reasonable control of Contractor, its subcontractors, or suppliers; or (ii) joint or concurrent action by Contractor, its subcontractors, suppliers or vendors and the Town. Then Contractor will be entitled only to a time extension and no compensation for the delay.

Contractor is entitled to a time extension of the Contract time for each day the Work is delayed due to Excusable Delay. Contractor must document its claim for any time extension as provided in Article C4.05.

Failure of Contractor to comply with Article C4.05, as to any particular event of delay will be deemed conclusively to constitute a waiver, abandonment or relinquishment of any and all claims resulting from that particular event of delay.

1.05-5 CLAIMS

Contractor will only be entitled to submit a claim after submitting its request for additional compensation or time in accordance with Articles C4.03 and C4.04 of the Contract and the request(s) have been denied or the Contractor does not agree with the decision of the Town.

Any claim for a change in the Contract time for completion of any Work, the Contract Term, or Contract price must be made by written notice by Contractor to the Town representatives identified in Article C1.26 within the timeframe established in Article C4.04, effective with the commencement of the event giving rise to the claim stating the general nature and cause of the claim. Thereafter, within twenty (20) calendar days of the termination of the event giving rise to the claim, written notice of the extent of the claim with supporting information and documentation must be provided unless the Procurement Manager allows an additional period of time to ascertain more accurate data in support of the claim. The written notice must be accompanied by Contractor's written notarized statement that the adjustment(s) claimed is the entire adjustment to which the Contractor has reason to believe it is entitled as a result of the occurrence of said event. All claims and disputes will be determined in accordance with the Contract. It is expressly and specifically agreed that any and all claims for changes to the Contract will be waived if not submitted in strict accordance with the requirements of this Article.

The Town may require the Contractor to submit its claim utilizing a specific format or forms to facilitate the Town's evaluation of the claim. The Town at its sole discretion may require that additional documentation or information be provided by the Contractor to assist in its review and evaluation of the claim.

The Contract time will be extended in an amount equal to time lost on critical Work items due to delays beyond the control of and through no fault or negligence of Contractor if a claim is made as provided in this Article. Such delays include, but are not be limited to, acts or neglect by any separate contractor employed by Town, fires, floods, labor disputes beyond the control of the Contractor, epidemics, abnormal weather conditions (if applicable), or acts of God.

The Contractor will not be entitled to an increase in the Contract price or payment or compensation of any kind from the Town for direct, indirect, consequential, impact or other costs, expenses or damages, including but not limited to costs of acceleration or inefficiency, arising because of delay, disruption, interference or hindrance from any cause whatsoever, whether such delay, disruption, interference or hindrance be it reasonable or unreasonable, foreseeable or unforeseeable, avoidable or unavoidable. Contractor will only be entitled to an extension of the Contract Time for completion of the Work, as the sole and exclusive remedy for such resulting excusable delay.

The Contractor agrees to make no claim for damages for delay of any kind in the performance of the Contract Documents whether occasioned by any act or omission of the Town or any of its

representatives and the Contractor agrees that any such claim will be compensated solely by an extension of time to complete performance of the Work due to an Excusable Delay as defined in Articles C4.03, and Article C4.04. The Contractor alone specifically assumes the risk of such delays, including, without limitation: delays in processing or approving any submittals to the Town or by the Town, or the failure to render determinations, approvals, replies, inspections, in a timely manner. Contractor will not receive monetary compensation for Town delay(s).

Failure of Contractor to comply with this Article as to any particular event of claim will be deemed conclusively to constitute a waiver of any and all claims resulting from that particular event.

1.05-6 CONTINUING THE WORK

Contractor must continue to perform all Work under the Contract Documents during all disputes or disagreements with Town, including disputes or disagreements concerning a request for a Change Order and no Work must not be delayed or postponed pending resolution of any disputes or disagreements.

1.05-7 FRAUD AND MISREPRESENTATION

The Town may terminate this Contract or any other contracts with the Town with any person, individual, corporation, entity, or affiliate that attempts to meet its contractual obligations with the Town through fraud, misrepresentation or material misstatement. Such person, individual, corporation, entity, or affiliate will be responsible for all direct or indirect costs associated with termination or cancellation.

1.05-8 STOP WORK ORDER

The Town may, at any time, by written order to the Contractor, require the Contractor to stop all, or any part, of the Work for a period of up to ninety (90) days (or any lesser period), commencing no sooner than the date the order is delivered to the Contractor, and for any further period to which the parties may agree. Any such order will be specifically identified as a "Stop Work Order" issued pursuant to this paragraph. Within the period of ninety (90) days (or the lesser period specified) after a Stop Work Order is delivered to the Contractor, or within any extension to which the parties have agreed the Town will either:

1. Cancel the Stop Work Order; or
2. Terminate the Work covered by such order as provided in Article C5.03, Termination for Convenience.

If a Stop Work Order issued under this Article is canceled or the period of the order or any extension thereof expires, the Contractor must resume the Work without compensation to the Contractor for such suspension other than extending the time to complete any Work under the Contract or extending the Contract Term to the extent that, in the opinion of the Project Manager, the Contractor may have been delayed by such suspension. In the event the Project Manager determines that the suspension of Work was necessary due to Contractor's defective or incorrect Work, unsafe Work conditions caused by the Contractor, or any other reason caused by Contractor's fault or omission, the Contractor will not be entitled to an extension of time or Contract Term or (Time) as a result of the issuance of a Stop Work Order.

Suspension of the Work caused by a threatened or actual storm event, regardless of whether the Town has directed such suspension, will entitle the Contractor to additional Contract time as non-compensable, Excusable Delay, and will not give rise to a claim for compensable delay.

1.05-9 MATERIALITY AND WAIVER OF BREACH

Town and Contractor agree that each requirement, duty, and obligation set forth in the Contract Documents is substantial and important to the formation of the Contract Documents and, therefore, is a material term hereof. The Town's failure to enforce any provision of the Contract Documents will not be deemed a waiver of such provision or modification of the Contract

Documents. A waiver of any breach of a provision of the Contract Documents will not be deemed a waiver of any subsequent breach and will not be construed to be a modification of the terms of the Contract Documents.

1.05-10 TIME IN WHICH TO BRING ACTION AGAINST THE TOWN

In the event the Contractor may be deemed to have a cause of action against the Town, no action will lie or be maintained by the Contractor against the Town upon any claim arising out of or based upon the Contract Documents by reason of any act or omission or requirement of the Town or its agents, unless such action is commenced within six (6) months after the date of issuance of a final payment under the Contract, or if the Contract is terminated under the provisions of the Contract, unless such action is commenced within six (6) months after the date of such termination by the Town.

1.05-11 CONTRACT EXTENSION

The Town reserves the right to extend the Contract for up to ninety (90) calendar days beyond the original Contract period, inclusive of any Options to Renew exercised by the Town. In such event, the Town will notify the Contractor in writing of such extensions.

1.06 EARLY TERMINATION & DEFAULT

1.06-1 SET-OFFS, WITHHOLDING, AND DEDUCTIONS

The Town may set-off, deduct or withhold from any payment due the Contractor, such sums as may be specifically allowed in the Contract or by applicable law including, without limitation, the following:

1. Any amount of any claim by a third party;
2. Any Liquidated Damages, and/or;
3. Any unpaid legally enforceable debt owed by the Contractor to the Town.

The Town will notify the Contractor in writing of any such withholdings.

Any withholding, which is ultimately held to have been wrongful, will be paid to the Contractor in accordance with the Local Government Prompt Payment Act

1.06-2 CONTRACTOR DEFAULT

a. Event of Default

An event of default means a breach of the Contract by the Contractor. Without limiting the generality of the foregoing and in addition to those instances referred to herein as a breach, an Event of Default, includes but is not limited to, the following:

1. The Contractor has not performed the Work in a timely manner;
2. The Contractor has refused or failed to supply properly skilled staff or provided sufficient quantities of staff to perform the Work;
3. The Contractor has failed to make prompt payment to Subcontractors or suppliers for any services, materials, or supplies provided to Contractor;
4. The Contractor has become insolvent or has assigned the proceeds received for the benefit of the Contractor's creditors, or the Contractor has taken advantage of any insolvency statute or debtor/creditor law or if the Contractor's affairs have been put in the hands of a receiver;
5. The Contractor has failed to obtain the approval of the Town where required by the Contract Documents;
6. The Contractor has failed in the representation of any warranties stated herein;
7. When, in the opinion of the Town, reasonable grounds for uncertainty exist with respect to the Contractor's ability to perform the Work.

b. *Notice of Default – Opportunity to Cure*

Where an Event of Default (“Default”) occurs under the Contract, the Town may at its sole discretion notify the Contractor, specifying the basis for such Default, and advising the Contractor that such Default must be cured within a time frame specified by the Town; or, the Contract with the Town may be terminated. The Town is under no obligation to issue such notification. The Town may grant an extension to the cure period if the Town deems it appropriate and in the best interest of the Town, without waiver of any of the Town’s rights hereunder. The Town, at its sole discretion, may have a default corrected by its own forces or another contractor and any such costs incurred will be deducted from any sums due the Contractor under any contract with the Town.

The Town Manager or designee may also suspend any payment or part thereof or order a Work stoppage until such time as the issue(s) concerning compliance are resolved.

c. *Termination for Default*

Where a Default is not cured within the time specified to cure the Default, the Town Manager in addition to all remedies available by law, may immediately, upon written notice to Contractor, terminate this Contract. Contractor understands and agrees that termination of this Contract under this Article will not release Contractor from any obligation accruing prior to the effective date of termination.

In the event of termination by the Town Manager or designee, the Town Manager or designee may immediately take possession of all applicable documentation and data, material, equipment, and supplies to which it is entitled to under the Contract or by law.

Where the Town erroneously terminates the Contract for default, the terminations will be converted to a Termination for Convenience, and the Contractor will have no further recourse of any nature for wrongful termination.

1.06-3 TERMINATION FOR CONVENIENCE

In addition to cancellation or termination as otherwise provided for in the Contract, the Town may at any time, in its sole discretion, with or without cause, terminate the Contract by written notice to the Contractor. Such Written Notice will state the date upon which Contractor must cease all Work under the Contract, and if applicable vacate the Project(s) site(s).

Upon receipt of such notice, unless otherwise directed by the Town, the Contractor must Stop all Work on the date specified in the notice (“the Effective Date”);

1. Take such action as may be necessary for the protection and preservation of the Town’s materials and property;
2. Cancel all cancelable orders for materials and equipment;
3. Remove all materials, supplies or equipment that may be used by the Contractor on other work;
4. Assign to the Town and deliver to the Town, at a site(s) specified by the Town, any non-cancelable orders for materials and equipment that can not otherwise be used by the Contractor on other work;
5. Take no action that will increase the amounts payable by the Town under the Contract Documents; and take reasonable measures to mitigate the Town’s liability under the Contract Documents; and
6. All documents, including electronic documents, related to Work authorized under the Contract, whether finished or not, must be turned over to the Town. Failure to timely deliver the documentation will be cause to withhold any payments due without recourse by Contractor until all documentation is delivered to the Town.

In the event that the Town exercises its right to terminate the Contract pursuant to the Contract Documents, the Town will pay the Contractor for the actual cost, or the fair and reasonable value,

as substantiated by invoice documentation, of any non-cancelable material(s) and equipment that cannot be used elsewhere by the Contractor in the performance of its work.

In no event, will any payments under this Paragraph exceed the maximum cost set forth in the Contract and the amount due hereunder may be offset by payments made to the Contractor or any claims made against the Contractor. Contractor will not be entitled to lost profits, overhead or consequential damages as a result of a Termination for Convenience.

1.06-4 REMEDIES AVAILABLE TO THE TOWN

The Town may avail itself of each and every remedy stated in the Contract Documents or existing at law or in equity. The exercise or the beginning of the exercise, of one remedy will not be deemed a waiver of the right to exercise, at the same time or thereafter, of any other remedy.

1.06-5 FUNDS AVAILABILITY

Funding for this Contract is contingent on the availability of funds and the Contract is subject to amendment or termination due to lack of funds, reduction of funds and/or change in regulations, upon thirty (30) days' notice.

1.07 PAYMENT PROCESS

1.07-1 COMPENSATION

Contractor can submit an invoice for payment for Work performed once per month for work completed and acceptance by the Project Manager. Contractor may not invoice more than once per month.

Contractor must use the Town's Contractor Payment Application ("Invoice") for all payment requests. Failure to use the Invoice form and full complete the required information will delay payment. Payments will not be made based on statements of accounts.

The Invoice Form is available on the Town's website at http://www.miamilakes-fl.gov/index.php?option=com_content&view=article&id=149&itemid=358.

The Town will take action to pay, reject or make partial payment on an Invoice in accordance with the Florida Local Government Prompt Payment Act. No payments will be due or payable for Work not performed or materials not furnished or where the Work has not been accepted by the Town. If there is a dispute with regard to an invoice, the Town will pay the amount not in dispute and reject the remainder that is in dispute. Contractor is responsible for paying its Subcontractors and suppliers in accordance with the Florida Local Government Prompt Payment Act.

The Contractor will be compensated based on actual Work performed at the prices specified in the Contract.

The acceptance of final payment for a Project constitutes a waiver of all claims by Contractor related to that Project, except those previously made in strict accordance with the provisions of the Contract and identified by Contractor as unsettled at the time of the application for payment.

1.07-2 ESTIMATED QUANTITIES

The stated quantities do not reflect the actual quantities to be ordered and the Town has not established any minimum quantities and no guarantee is expressed or implied as to the total quantity of Work to be issued to a Contractor. The Town reserves the right, at its sole discretion, to make adjustment to the number and/or location of the Bid items. The failure of the Town to order any minimum quantities does not form any basis for a claim by the Contractor for lost work or profits.

1.07-3 LINE-ITEM PRICING

Line item pricing must include all costs, both direct and indirect to perform the Work except for those costs specifically identified as reimbursable costs as stated in Article B9.06. This includes

any incidental costs associated with the Work not specifically stated, i.e., the installation of drainage may require backfill and patching, whether permanent or temporary.

The Bid Form contains line item prices and the Bidder is required to Bid on all line items. Where a Bidder fails to provide line item prices for all line items the Bid will be rejected as non-responsive.

1.07-4 LINE-ITEM QUANTITIES

The estimated quantities will be used solely for bid comparison purposes for the Bidder to determine the lowest responsive and responsible. No guarantee is expressed or implied as to the total quantity of Work to be issued to a Contractor.

1.07-5 ADDITIONAL LINE ITEM PRICING

The Town reserves the right to request price quotes for additional items not contained in the initial award. Should the Town add any additional line items the Town will do so through the Change Order process.

1.07-6 REIMBURSIBLE EXPENSES

Certain Project expenses may or will not be known at the time of award of a Project. The Town will reimburse the Contractor for such costs, which includes:

1. Permits
2. Police Officer costs when not provided by the Town
3. WASD fees
4. DERM fees

Where a permit or the Town requires the Contractor to use a police officer(s) during the performance of the Work the Town will make every effort to furnish police officers at no cost to the Contractor. Where the Town is not able to provide the required police officers the Town will reimburse the Contractor based on the actual cost to the Contractor and the cost is not include in the unit price per item. To be reimbursed the Contractor must submit a copy of documentation substantiating both the cost as well as proof of payment.

Contractor will only be reimbursed for the actual direct cost, without any mark-up.

END OF SECTION

SECTION 2. SPECIAL TERMS & CONDITIONS

2.01 SCOPE OF WORK

The Work consists of furnishing all labor, materials, tools, equipment, machinery, and service necessary to widen, resurfacing, and construct a new portion of roadway on NW 67th Avenue from Loch Ness Drive to State Road 826 (Palmetto) to include, but not limited to, asphalt milling and resurfacing, curb and gutter, signage and pavement markings, signalization, and other roadway improvement as shown on the plans.

The full Scope of Work is detailed in the construction drawings.

2.02 NIGHT WORK

The Work may need to be performed at night or on weekends to minimize the interruption of traffic and/or Town services. For Night Work, the following shall apply:

During active nighttime operations, Contractor must furnish, place, and maintain lighting sufficient to permit proper workmanship and inspection. Contractor must use lighting with 5 ft-cd minimum intensity. The lighting must be arranged to prevent interference with traffic or produce undue glare to property owners. Contractor must operate such lighting only during active nighttime construction activities. Contractor must utilize a light meter to demonstrate that the minimum light intensity is being maintained.

Contractor may use portable floodlights, standard equipment lights, existing street lights, temporary street lights, or other lighting methods approved by the Engineer. Contractor must submit a lighting plan at the Preconstruction Conference, provided for in Section 2.05-2, for review and acceptance by the Engineer.

Contractor must submit the plan as a PDF file, in the same scale as the Contract Plans, and formatted on 11 inch by 17 inch sheets. Contractor shall not start Night Work prior to the Engineer's acceptance of the lighting plan.

During active nighttime operations, Contractor must furnish, place, and maintain variable message signs to alert approaching motorists of lighted construction zones ahead. Contractor must operate the variable message signs only during active construction activities.

2.03 CONTRACT TERM

This Agreement will be effective upon execution by both parties and will continue until the expiration of the warranties.

The Contractor shall obtain Substantial Completion of the Work within four hundred two (402) days of the Notice to Proceed being issued by the Town. Final Completion must obtain Final Completion within thirty (30) days after obtaining Substantial Completion. The Contract shall remain in effect until the expiration of the Warranty period(s).

2.04 COMPENSATION

For work completed, the Town shall pay to contractor the amounts identified in its Proposal Price, which is attached hereto as Exhibit B and incorporated into and made a part of this Agreement. Contractor shall make applications for payment, and the Town shall disburse payments, in accordance with the procedures specified in Section 1.07, Payment Process.

2.05 BOND REQUIREMENTS

2.05-1 PERFORMANCE/PAYMENT BOND

Contractor must within fourteen (14) calendar days of being notified of award, furnish a Performance/Payment containing all the provisions of the attached Performance/Payment forms.

The Performance and Payment Bonds ("Bonds") must be in the amount of one hundred percent (100%) of the Contract value guaranteeing to Town the completion and performance of the Work

covered in the Contract as well as full payment of all suppliers, laborers, or subcontractors employed pursuant to this Project(s).

Each Bond must continue in effect for one year after Final Completion and acceptance of the Work with liability equal to one hundred percent (100%) of the Contract value, or an additional bond must be conditioned that Contractor will, upon notification by Town, correct any defective or faulty work or materials which appear within one year after Final Completion of the Project.

The Town must be listed as an Obligee.

Pursuant to the requirements of Section 255.05(1)(a), Florida Statutes, as may be amended from time to time, Contractor must ensure that the bond(s) referenced above must be recorded in the public records and provide Town with evidence of such recording.

Alternate Form of Security:

In lieu of the Bonds, Contractor may furnish alternate forms of security, which may be in the form of cash, money order, certified check, cashier's check or an unconditional letter of credit. Such alternate forms of security will be subject to the prior approval of Town and for same purpose and will be subject to the same conditions as those applicable above and will be held by Town for one year after completion and acceptance of the Work.

2.05-2 SURETY QUALIFICATIONS

Each required Bond must be executed by a surety company of recognized standing, authorized to do business in the State of Florida as surety, having a resident agent in the State of Florida and having been in business with a record of successful continuous operation for at least five (5) years.

The Surety must hold a current certificate of authority as acceptable surety on federal bonds in accordance with United States Department of Treasury Circular 570, Current Revisions. If the amount of the Bond exceeds the underwriting limitation set forth in the circular, in order to qualify, the net retention of the Surety must not exceed the underwriting limitation in the circular, and the excess risks must be protected by coinsurance, reinsurance, or other methods in accordance with Treasury Circular 297, revised September 1, 1978 (31 DFR Section 223.10, Section 223.111). Further, the Surety must provide Town with evidence satisfactory to Town, that such excess risk has been protected in an acceptable manner.

The Town will accept a surety bond from a company with a rating of "B+" or better and a Financial Size Category of "Class II", provided, however, that if any surety company appears on the watch list that is published quarterly by Intercom of the Office of the Florida Insurance Commissioner, the Town will review and either accept or reject the surety company based on the financial information available to the Town. A surety company that is rejected by the Town may be substituted by the Bidder with a surety company acceptable to the Town, only if the Bid amount does not increase.

2.06 PRELIMINARY STEPS

2.06-1 CONTRACTOR'S PRE-START REPRESENTATION

Contractor represents that it has familiarized itself with and assumes full responsibility for having familiarized itself with the nature and extent of the Contract Documents, Work, location of the Work, all local conditions, and any federal, state, county, and local laws, ordinances, rules and regulations that may, in any manner, affect performance of the Work, and represents that it has combined its inspections and observations with the requirements of the Contract Documents. Contractor further represents that it has studied all surveys, document, and reports of including those of any subsurface and latent physical conditions referred to in the specifications and made such additional inspections and investigations as it deems necessary for the performance of the Work and that he has coordinated the results of all such data, inspections, and investigations with the requirements of the Contract Documents.

2.06-2 PRE-CONSTRUCTION CONFERENCE

Within fourteen (14) calendar days after Contractor execution of the Contract by the Town, and before any Work is performed at the Project site, a pre-construction conference will be held. Prior to this meeting the Contractor should have submitted its Project Schedule and Schedule of Values, so they and other details of the project can be discussed.

2.06-3 PROJECT SCHEDULE

Contractor must submit a proposed Project schedule as follows:

1. Schedule identifying the schedule for each location. The proposed Project schedule must be submitted within ten (10) calendar days of the Notice of Award and such submittal will be subject to the Project Manager's review. Subsequent to such review of said schedule the Contractor will establish said schedule as the baseline schedule.
2. All updates of schedules must be tracked against the baseline schedule and must be at a minimum submitted with each pay application. An updated schedule against the baseline must also be submitted upon execution of each change order that impacts the Contract Documents Time for completion. Failure to submit such schedules will result in the rejection of any submitted payment application.
3. All Project Schedules must be prepared in Microsoft Project 2007 or earlier unless otherwise approved by the Project Manager. At the time of submission of schedules, Contractor must submit a hard copy as well as an electronic version. Electronic versions must not be submitted in a .pdf format.

In addition to the Project Schedule the Contractor must provide a two (2) week look-ahead schedule that reflects the Work to be performed during the two (2) week period. The look-ahead schedule must be provided to the Project Manager and Consultant every other Thursday prior to the start of the two-week period. This schedule will, at a minimum, include the area(s) where Work is to be performed and the Work to be performed in the area(s).

2.06-4 SCHEDULE OF VALUES

The Contractor must submit two copies of a Schedule of Values, which must be submitted within ten (10) calendar days of the issuance of the Notice of Award. The Schedule of Values shall indicate a complete breakdown of labor and material of all categories of Work on the Project. Contractor's overhead and profit should be listed as separate line items. Each line item must be identified with the number and title of the major specification section or major components of the items. The Project Manager may require further breakdown after review of the Contractor's submittal. The Town reserves the right to require such information from the Contractor as may be necessary to determine the accuracy of the Schedule of Values. The combined total value for mobilization under the Schedule of Values shall not exceed 5% of the value of the Contract.

The accepted Schedule of Values must be incorporated into the Contractor's payment application form.

2.06-5 CONSTRUCTION PHOTOGRAPHS

Prior to commencement of the Work the Contractor must take digital photographs and color audio-video recording to document existing conditions and submit copies in an acceptable format to the Town prior to commencement of the Work. Contractor must submit with each application for payment photographs that accurately reflect the progress of all aspects of the Work. The number of photographs to be taken will be based on the magnitude of the Work being performed. Contractor must submit one copy of each photograph in print and digitally. The photographs must be printed on 8" X 10" high resolution glossy commercial grade and weight color photographic print paper or in a format acceptable to the Town. Each photograph must be imprinted on its face with the title of the Project, the date, and time the picture was taken. Digital photographs must

be taken using .jpeg format and will be submitted on a CD-ROM or flash drive clearly identifying the name of the Project, the name of the Contractor, and the timeframe in which the pictures were taken. Initial set up prints will be submitted in a three-ring binder with each picture protected by a clear plastic sleeve. Subsequent prints are to be submitted in clear plastic sleeves that can be added to the binder. The three-ring binder must be of such size to be able to hold all print pictures.

2.06-6 STAGING SITE

The Contractor is solely responsible for making all arrangements for any staging site(s) that may be necessary for the performance of the Work and the Contractor is responsible for all site security, including any fencing of the site, and any loss, damage or theft to its equipment and materials. Any fencing of the Staging Site is subject to the prior written approval of the Project Manager.

The Town at its sole discretion may make a staging site available for use by the Contractor. If such site is made available by the Town, the Town assumes no responsibility or liability, and the Contractor will be responsible for any loss, damage or theft to its equipment and materials. The Contractor is also responsible for restoring the site to its pre-existing condition prior to the Contractor's use of the site.

The Contractor may be required to provide or may choose to use an office trailer for the duration of the Project. The Project Manager will authorize the use of any office trailer and the placement location for the office trailer. The Contractor must obtain all required permits from the appropriate regulatory agencies.

No parking is permitted in the Staging Site without the prior written approval of the Project Manager.

2.06-7 PROJECT SIGNAGE

Contractor must furnish and install two (2) Project sign at the Project Site in accordance with the requirements provided by the Project Manager.

2.06-8 COORDINATION WITH TOWN RESIDENTS

Contractor will, be responsible to provide written notification to the Town residents impacted by the Work at least seven (7) days prior to the commencement of the Work. Notification shall be made using a flyer, in a format acceptable to the Project Manager, and must be delivered by mail or by personal delivery. Contractor must maintain a record of the date(s) of notification and provide such information to the Project Manager. Contractor must not commence Work until notification to residents is provided in a manner acceptable to the Town. Contractor must also coordinate with the residents all Work that impacts residents' driveway approaches. Additionally, the Contractor may be required to attend resident informational meetings.

2.07 INSPECTION OF THE WORK

The Project Manager, other Town representatives, and inspectors representing the Town and other public entities having jurisdiction over the Work must at all times have access to the Work

Should the Contract Documents, or any laws, ordinances, or any public authority require any of the Work to be tested, Contractor must provide timely notice of readiness of the Work for testing and timely notice must be given of the date fixed for such testing so that the appropriate representatives of the Town, DERM, or other entities can be present for such testing. Contractor will be responsible for making arrangements for all tests and for all associated costs for all required testing. The original copies of all testing reports are to be sent directly to the Project Manager by the testing firm, with a copy to the Contractor.

The Town, at its sole discretion may conduct testing in addition to the required testing. In such instances the Town will pay all testing costs unless the tests determine that the material, Work,

or equipment is not compliant with the requirements of the Contract Documents. In such instances the Contractor must reimburse the Town for all incurred testing costs and the Contractor will be responsible for any costs associated with re-testing to ensure compliance.

Inspectors have no authority to permit deviations from, or to relax any of the provisions of the Contract Documents or to delay the Work by failure to inspect the materials and Work with reasonable promptness without the written permission or instruction of Project Manager

2.08 UNCOVERING FINISHED WORK

The Project Manager's right to make inspections includes the right to order the Contractor to uncover or take down portions of finished Work. The Project Manager will notify the Contractor in writing concerning all uncovered finished Work. Should the Work prove to be in accordance with the Contract, the uncovering or taking down and the replacing and the restoration of the parts removed will be treated as additional Work for the purpose of computing additional compensation and an extension of time. Should the Work examined prove unsatisfactory, such uncovering, taking down, replacing and restoration will be at the expense of the Contractor. Such expenses will also include repayment to the Town for any and all expenses or costs incurred by it, including employee salaries or related cost, in connection with such uncovering, taking down, replacing and restoration at the Project site.

2.09 SITE ISSUES

2.09-1 SITE INVESTIGATION AND REPRESENTATION

It is the responsibility of the Contractor to satisfy itself as to the nature and location(s) of the Work prior to commencement of Work on the site, the general and local conditions, particularly those bearing upon availability of installation, transportation, disposal, handling and storage of materials, and all other matters which can in any way affect the Work or the cost thereof under the Contract Documents.

Work site(s) may have existing utilities, such as, but not limited to, irrigation, phone, water and sewer, CATV, traffic signals, electrical, and storm sewer. Known utilities and structures adjacent to or encountered in the Work will be shown on the Drawings. The locations shown are taken from existing records and the best information available from existing plans and utility investigations; however, it is expected that there may be some discrepancies and omissions in the locations and quantities of utilities and structures shown. Those shown are for the convenience of the Contractor only, and no responsibility is assumed by the Town for their accuracy or completeness. No request for additional compensation or Contract time resulting from encountering utilities not shown will be considered.

It is the responsibility of the Contractor to verify the location of all such utilities, structures, etc., by hand excavation or other appropriate measures before performing any Work. The Contractor must call Sunshine State One Call of Florida, Inc. and other appropriate agencies, as applicable, prior to the commencement of any excavation or digging to determine the locations of existing utilities prior to the commencement of any Work. The Contractor is responsible for any and all claims resulting from the damage caused to any utilities, identified or not.

Should the Contractor identify any utilities, structures, etc., which will or may be encountered during the performance of the Work, the Town must be consulted immediately in order for a decision to be made on the potential relocation or other action(s) to be taken as it relates to the work.

Should the Town direct the Contractor to relocate any utilities that would be impacted by any Work then the Town will compensate the Contractor for such relocation in accordance with the Change Order provisions of the Contract.

The Contractor will not purposefully disrupt or disconnect any type of utility whatsoever without first obtaining the prior written approval of the Town or applicable utility owner. Requests for

any disconnection, including those required of other utilities must be in writing and received by the Town at least seventy-two (72) hours prior to the time of the requested interruption. The Town may require that the Contractor notify, in writing, any property owners to be impacted by service interruptions to their utilities.

Any failure by the Contractor to familiarize itself with any utilities that may impact the performance of the Work will not relieve Contractor from responsibility for properly estimating the difficulty or cost of performing the Work and will not entitle the Contractor to any additional compensation.

2.09-2 METHOD OF PERFORMING THE WORK

The apparent silence of the Contract Documents as to any detail, or the apparent omission from them of a detailed description concerning any Work to be done and materials to be furnished, will be regarded as meaning that only the best general practice is to prevail and that only material and workmanship of the best quality is to be used, and interpretation of the Contract Documents will be made upon that basis.

The Contractor must comply with the manufacturer's requirements for the handling, delivery and storage of all equipment and materials. Contractor must inspect all equipment and materials immediately prior to installation and must not install any damaged or defective items.

Contractor must comply with the manufacturer's applicable instructions and recommendations for the performance of the Work, to the extent that these instructions and recommendations are more explicit or more stringent than requirements indicated in the Contract Documents.

The Contractor must familiarize itself with normal Town operations where the Work is to be performed so that it can conduct the Work in the best possible manner to the complete satisfaction of the Project Manager.

The Work to be performed must be done in such a manner so as not to interfere with the normal Town operations. The manner in which the Work is performed will be subject to the approval of the Project Manager, whom if necessary, will have the authority to require changes in the manner in which the Work is performed. There must be no obstruction of Town services without the prior written approval of the Project Manager. All requests for such interruption or obstruction must be given in writing to the Project Manager twenty-four (24) hours in advance of the interruption of Town operations.

If the Project Manager or Consultant reasonably determines the rate of progress of the Work is not such as to ensure its completion within the designated completion time, or if, in the opinion of the Project Manager, the Contractor is not proceeding with the Work diligently or expeditiously or is not performing all or any part of the Work according to the Project schedule accepted by or determined by the Project Manager, the Project Manager will have the right to order the Contractor to do either or both of the following: (1) improve its work force; and/or (2) improve its performance in accordance with the schedule to ensure completion of the Project within the specified time. The Contractor must immediately comply with such orders at no additional cost to the Town. (3) The Town at its sole option may also have Work performed by a third-party contractor and deduct such cost from any monies due the Contractor.

Where materials are transported in the performance of the Work, vehicles must not be loaded beyond the capacity recommended by the vehicle manufacturer or permitted by Federal, State or local law(s). When it is necessary to cross curbing or sidewalks, protection against damage must be provided by the Contractor and any damaged curbing, drainage, grass areas, sidewalks or other areas must be repaired at the expense of the Contractor to the satisfaction of the Project Manager.

Contractor is responsible to control dust and prevent it from becoming a public nuisance or causing off-site damage. Contractor must take all necessary and prudent measure to control dust.

Depending on the nature of the Work the Project Manager may require a staging plan be submitted to and approved by the Project Manager prior to the start of construction and issuance of the Notice to Proceed. Such staging plan must be revised and resubmitted as necessary during construction.

2.09-3 DIFFERING SITE CONDITIONS

In the event that during the course of the Work on a Project the Contractor encounters subsurface or concealed conditions at the Project site which differ materially from those shown in the Contract Documents, and from those ordinarily encountered and generally recognized as inherent in work of the character called for in the Contract Documents, Contractor, without disturbing the conditions and before performing any Work affected by such conditions, must, within twenty-four (24) hours of its discovery, notify the Project Manager and/or Consultant in writing of the existence of the aforesaid conditions. Project Manager or the Consultant must, within two (2) business days after receipt of Contractor's written notice, investigate the site conditions identified by Contractor. If, in the sole opinion of Project Manager or the Consultant, the conditions do materially so differ and cause an increase or decrease in Contractor's cost of, or the time required for, the performance of any part of the Work, whether or not charged as a result of the conditions, Project Manager or Consultant will recommend an equitable adjustment to cost of the Work or the time to complete the Work, or both. If the Project Manager and Contractor cannot agree on an adjustment in the Contract Price and/or Contract Time, the adjustment will be referred to the Town's Procurement Manager for determination. Should the Town's Procurement Manager determine that the conditions of the Project site are not so materially different to justify a change in the terms of the Contract Documents, the Procurement Manager will so notify the Project Manager, Consultant, and Contractor in writing, stating the reasons, and such determination will be final and binding upon the parties hereto.

No request by Contractor for an equitable adjustment to the Contract Documents under this provision will be allowed unless Contractor has given written notice in strict accordance with the provisions of this Article. No request for an equitable adjustment or change to the Contract Price or Contract Time for differing site conditions will be allowed if made after the date certified by Consultant or Project Manager as the date of substantial completion.

2.09-4 PROTECTION OF PROPERTY, UTILITIES, AND THE PUBLIC

The Contractor must continuously maintain adequate protection of all its Work from all losses or damage and must protect public and private property, and utilities from injury or loss arising in connection with the Work, and take all necessary precautions to prevent accidents, injuries, or damage to persons or property on or near the Work.

Contractor is solely responsible to restore all areas impacted by the Work, including but not limited to swale areas, existing structures, driveways and approaches, landscaping, drainage, and lighting to pre-existing conditions to the satisfaction of the Project Manager.

2.09-5 CONTRACTOR'S RESPONSIBILITY FOR UTILITY PROPERTIES AND SERVICE

Where the Contractor's operations could cause damage or inconvenience to telephone, fiber optic, television, electrical power, oil, gas, water, sewer, or irrigation systems, the Contractor must make all arrangements necessary for the protection of these utilities and services or any other known utilities.

Notify all utility companies that are affected by the construction operation at least forty-eight (48) hours in advance. Under no circumstance expose any utility without first obtaining permission from the appropriate agency. Once permission has been granted, locate, expose, and provide temporary support for all existing underground utilities and utility poles where necessary.

The Contractor and its Subcontractors will be solely and directly responsible to the owner and operators of such properties for any damage, injury, expense, loss, inconvenience, delay, suits,

actions, or claims of any character brought because of any injuries or damage which may result from the construction operations under the Contract Documents.

Neither the Town nor its officers or agents will be responsible to the Contractor for damages as a result of the Contractor's failure to protect property encountered in the Work.

In the event of interruption to domestic water, sewer, storm drain, or other utility services as a result of accidental breakage due to construction operations, Contractor must promptly notify the owner, any required regulatory authority, and the Project Manager. Cooperate with said authority in restoration of service as promptly as possible and bear all costs of repair and any required interim measures to ensure safety. In no event will interruption of any utility service be allowed unless granted by the owner of the utility.

In the event water service lines that interfere with trenching are encountered, the Contractor may, by obtaining prior approval of the water utility, cut the service, dig through, and restore the service with similar and equal materials at the Contractor's expense and as approved by the Project Manager.

Replace, with material approved by the Project Manager or Consultant, at Contractor's expense, any and all other laterals, existing utilities or structures removed or damaged during construction, unless otherwise provided for in the Contract Documents and as approved by the Project Manager or Consultant.

Replace with material approved by the Project Manager or Consultant, at Contractor's expense, any existing utilities damaged during the Work.

2.09-6 ACCESS TO WATER AND UTILITIES

The Contractor is responsible for providing all water and power required for the performance of the Work, including the use of a generator. The use of a generator may be subject to the prior approval of the Town's representative should the Work be in a primarily residential neighborhood. Electrical power required during construction shall be installed by a qualified electrical contractor approved by the Project Manager.

The Town may at its sole discretion provide access to Town utilities or water should such be available at the Work site. However, the Contractor is responsible to ascertain the location and accessibility of any utilities and potable water sources necessary to perform the Work.

2.09-7 COORDINATION OF THE WORK

Prior to the commencement of the Work, the Project Manager will make every effort, based on available information, to notify the Contractor of any ongoing or scheduled project(s) that will be ongoing or commence during the Work on a Project that may require coordination. The Contractor will be solely responsible for coordinating the Work with any other project(s) to minimize any potential adverse impact. Contractor will not be entitled to any days of delay for failure to properly coordinate the Work. The Project Manager may assist the Contractor in coordinating the Work. However, any such assistance, or lack thereof will not form the basis for any claim for delay or increased cost.

If any part of Contractor's Work depends for proper execution or results upon the work of any other persons, Contractor must inspect and promptly report to Project Manager any defects in such work that render it unsuitable for such proper execution and results. Contractor's failure to so inspect and report will constitute an acceptance of the other person's work as fit and proper for the reception of Contractor's Work, except as to defects which may develop in other contractor's work after the execution of Contractor's Work.

Contractor must conduct its operations and take all reasonable steps to coordinate the prosecution of the Work so as to create no interference or impact on any other contractor on the

site. Should such interference or impact occur, Contractor will be liable to the affected contractor for the cost of such interference or impact.

To ensure the proper execution of subsequent Work, Contractor must inspect the Work already in place and must at once report to Project Manager any discrepancy between the executed Work and the requirements of the Contract Documents.

2.09-8 ACCESS TO THE PROJECT SITE(S)

Town will provide the lands upon which the Work is to be performed, rights-of-way and easements for access thereto and such other lands as are designated by Town for the use of Contractor.

Contractor must provide, at Contractor's own expense and without liability to the Town, any additional land and access thereto that may be required for temporary construction facilities, or for storage of materials. Contractor must furnish to the Town copies of written permission obtained by Contractor from the owners of such facilities.

2.09-9 CLEANING UP; TOWN'S RIGHT TO CLEAN UP

Contractor must at all times keep the Work site(s) free from accumulation of excess materials, waste materials or rubbish caused by its operations. At the completion of Work at a work site(s), Contractor must remove all its excess materials, waste materials and rubbish from and about the Project(s) as well as any tools, equipment, machinery and surplus materials or supplies. If Contractor fails to clean up during the performance of the Work or at the completion of the Work, Town may do so and the cost incurred will be charged to the Contractor. Any combustible waste materials must be removed from the work site(s) at the end of each day.

Should the Contractor leave any open trenches at any time that Work is not being performed, the Town may have the open trenches covered and deduct any cost incurred from any outstanding payments due or to become due to the Contractor. The Town may also invoice the Contractor for all costs incurred in mitigating any open trenches.

2.09-10 SANITARY PROVISIONS

The Contractor must provide on-site all necessary toilet conveniences, secluded from public observation, for use of all personnel on the Work, whether or not in its employ. Contractor must be kept in a clean and sanitary condition and must comply with the requirements and regulations of the public authorities having jurisdiction. Contractor must commit no public nuisance. Sanitary facilities must be removed by the Contractor at its own expense upon completion of the Work, and the premises must be left clean.

2.09-11 MAINTENANCE OF TRAFFIC

Maintenance of Traffic ("MOT") must be performed in accordance with the applicable FDOT Index Numbers (600 Series) and as further stated herein. The manual on Uniform Traffic Control Devices for Streets and Highways (U.S. Department of Transportation, FHWA), must be followed in the design, application, installation, maintenance and removal of all traffic control devices, warning devices and barriers necessary to protect the public and workmen from hazards with the Project limits. Pedestrian and vehicular traffic must be maintained and protected at all times.

Prior to commencement of the Work Contractor must provide the Project Manager the proposed MOT plan for review. The Project Manager may require revisions to the proposed MOT plan. The MOT plan must be updated by the Contractor every two weeks.

Failure by the Contractor to comply with the Maintenance of Traffic requirements will result in the Town issuing a stop work order until corrective action is taken. The Contractor will not be entitled to any additional time resulting in any delays due to issuance of a stop work order.

2.09-12 WORK IN STREET, HIGHWAY, & OTHER RIGHTS-OF-WAY

Excavation, grading, fill, storm drainage, paving and any other construction or installations in rights-of-way of streets, highways, public carrier lines, utility lines either aerial, surface or subsurface, etc., must be done in accordance with requirements of the Contract Documents or, if not mentioned, must be restored to their original condition or better. All Work performed is subject to the approval of the Project Manager.

2.09-13 HURRICANE PREPAREDNESS

During such periods of time as are designated by the United States Weather Bureau or Miami Dade County as being a severe weather event, including a hurricane watch or warning, the Contractor, at no cost to the Town, must take all precautions necessary to secure any Work in response to all threatened storm events, regardless of whether the Contractor has given notice of same, in accordance with the Miami-Dade County Code.

Compliance with any specific severe weather event or alert precautions will not constitute additional work.

Suspension of the Work caused by a threatened or actual storm event, regardless of whether the Town has directed such suspension, will entitle the Contractor to additional Contract time as non-compensable, Excusable Delay, and will not give rise to a claim for compensable delay.

2.10 SAFETY ISSUES

2.10-1 SAFETY PRECAUTIONS

Contractor is solely responsible for initiating, maintaining and supervising all safety precautions and programs in connection with the Work. Contractor must take all necessary precautions for the safety of, and must provide the necessary protection to prevent damage, injury or loss to:

1. All employees on the Project site and other persons who may be affected thereby;
2. All the Work and all materials or equipment to be incorporated therein, whether in storage on or off the Project site; and
3. Other property at the Project site or adjacent thereto, including trees, shrubs, lawns, walks, pavements, roadways, structures and utilities not designated for removal, relocation or replacement in the course of construction.

The Contractor must take all necessary precautions for the safety of employees in the performance of the Work on, about or adjacent to the premises, and must comply with all applicable provisions of Federal, State, and local laws, including, but not limited to the requirements of the Occupational Safety and Health Act of 1970, and amendments thereto, to prevent accidents or injury to persons on, about or adjacent to the premises where the Work is being performed. Contractor must notify owners of adjacent property and utilities when prosecution of the Work may affect them.

The Contractor must comply with the OSHA "Federal Right to Know" Regulation, 29 CFR 1910, 1915, 1917, 1918, and 1926, regarding informing employees of toxic substances in the workplace, providing training, and emergency procedures.

Contractor must adhere to applicable environmental protection guidelines for the duration of the Work. The Contractor must comply with all codes, ordinances, rules, orders and other legal requirements of public authorities (including OSHA, EPA, DERM, the Town, Miami-Dade County, State of Florida), which bear on the performance of the Work

All open trenches or holes must be properly marked and barricaded to assure the safety of both vehicular and pedestrian traffic. No open trenches or holes are to be left open during nighttime or non-working hours without the prior written approval of the Project Manager.

The Contractor must provide such equipment and facilities as are necessary or required, in the case of accidents, for first aid service to person who may be injured during the Project(s) duration.

Contractor's duties and responsibilities for the safety and protection of the Work must continue until such time as all the completion of the Contract.

2.10-2 TRENCH SAFETY ACT

Pursuant to Chapter 90-96 (CS/SB 2626), Laws of Florida, "Trench Safety Act", any person submitting a Bid is required to comply with the requirements of the FLORIDA TRENCH SAFETY ACT (90-96, LAWS OF FLORIDA), Where a Project requires trenching the Contractor must complete the Trench Safety Act Form ("Form") and return the Form to the Project Manager before commencing any Work. Failure to submit said Form will result in the Contractor not being able to proceed with the Work and be potentially be in default of its Contract.

Any costs identified on the Form are not a pay item. The purpose of this form is to gather information on the costs associated with trench safety measures and to ensure that the Bidder has considered these costs and included them in its Bid prices. Failure to complete this form may result in the Bid being declared non-responsive.

2.10-3 MATERIAL SAFETY DATA SHEETS

In compliance with Chapter 442, Florida Statutes, any toxic substance listed in Section 38F-41.03 of the Florida Administrative Code delivered as a part of the Project must be accompanied by a Material Safety Data Sheet (MSDS) which must be obtained from the manufacturer. The MSDS must include the following information:

1. The chemical name and the common name of the substance.
2. The hazards or other risks in the use of the substance, including:
 - a. The potential for fire, explosion, corrosion, and reaction;
 - b. The known acute and chronic health effects of risks from exposure, including the medical conditions which are generally recognized as being aggravated by exposure to the substance; and
 - c. The primary routes of entry and symptoms of overexposure.
3. The proper precautions, handling practices, necessary personal protective equipment, and other safety precautions in the use of or exposure to the substances, including appropriate emergency treatment in case of overexposure.
4. The emergency procedure for spills, fire, disposal, and first aid.
5. A description in lay terms of the known specific potential health risks posed by the substance intended to alert any person reading this information.

The year and month, if available, that the information was compiled and the name, address, and emergency telephone number of the manufacturer responsible for preparing the information.

2.11 PLANS, DOCUMENTS, & RECORDS

2.11-1 CONTRACTOR TO CHECK PLANS, SPECIFICATIONS, & DATA

Contractor must verify all dimensions, quantities and details shown on any plans, specifications or other data received from Project Manager and must notify the Project Manager of all errors, omissions and discrepancies found therein within three (3) calendar days of discovery. Contractor will not be allowed to take advantage of any error, omission or discrepancy, as full instructions will be furnished to the Project Manager. Contractor will not be liable for damages resulting from errors, omissions or discrepancies in the Contract Documents unless Contractor recognized such error, omission or discrepancy and knowingly failed to report it to Project Manager.

2.11-2 SHOP DRAWINGS AND SUBMITTALS

Contractor is required to submit shop drawings, sketches, samples or product data as required by the Contract Documents.

Contractor is responsible to submit such documents or samples in a timely manner for review by the Project Manager or Consultant. Shop Drawings are to be complete in every detail and clearly identify any deviation from what is required by the Contract Documents. It is the responsibility of the Contractor to submit sufficient information to allow the Project Manager and/or Consultant to properly evaluate and accept the submittal or shop drawing. Receipt of the shop drawings or submittals does not constitute acceptance.

Incomplete or partial submittals will not be reviewed. All shop drawings for components of a system must be submitted together for them to be reviewed.

Where professional calculations or certification of performance criteria of materials, systems, and or equipment are required, the Project Manager or Consultant are entitled to rely upon the accuracy and completeness of such calculations and certifications submitted by the Contractor. Calculations, when required, must be submitted in a neat clear and easy format to follow.

Contractor is solely responsible for the accuracy of all shop drawings and submittals and any approval by Project Manager will in no way relieve the Contractor from said responsibility for full compliance with the Contract Documents.

2.11-3 TOWN FURNISHED DRAWINGS, SUPPLEMENTAL DRAWINGS, & INSTRUCTIONS

The Town, in its sole discretion, may furnish design drawings. It is the sole responsibility of the Contractor to bring to the immediate attention of the Project Manager any discrepancies between the drawings and existing conditions, excluding hidden or unforeseen conditions, discovered prior to commencing and during the Work. The Contractor is solely responsible for verifying the accuracy of the drawings prior to commencing the Work and is responsible for any errors or revisions of the Work, which might have been avoided by notifying the Town prior to commencement. This also applies to any revisions or omissions identified by the Contractor. The Contractor must submit all requests for information entitled Request for Information (RFI).

During the performance of the Work, should any errors, omissions, conflicts, ambiguities or discrepancies be found in the drawings and/or specifications, the Project Manager or the Consultant will clarify in writing the intent of the drawings and the Contractor agrees to abide by the Project Manager's interpretation and perform the Work in accordance with the decision of the Project Manager. In such event, the Contractor will be held to have included in its Contract Price the best materials suitable for the purpose and methods of construction.

The Contractor will have no basis for any claim for additional costs resulting from their failure to identify any required revisions, omissions or errors, not identified in writing to the Project Manager prior to commencing the Work.

The Project Manager and Consultant has the right to approve and issue supplemental drawings and instructions setting forth written orders, instructions, or interpretations, provided such Supplemental drawings or instructions involve no change in the Contract price or this Contract time, unless a Change Order is issued in accordance with the Contract Documents.

2.11-4 AS-BUILT DRAWINGS

During the Work, Contractor must maintain records of all deviations from the Drawings as approved by the Project Manager or Consultant and prepare two copies of As-Built Record Drawings showing correctly and accurately all changes and deviations made during construction to reflect the Work as it was actually constructed. It is the responsibility of the Contractor to check the As-Built Drawings for errors and omissions prior to submittal to the Town and to certify in writing that the As-Built Record Drawings are correct and accurate, including the actual location

of all internal piping, electrical/signal conduits in or below the concrete floor. Indicate the size, depth and voltage in each conduit.

To record actual construction, Contractor must legibly mark on-site structures and site Work as follows:

1. Depths of various elements of foundation in relation to finish first floor datum.
2. All underground piping and ductwork with elevations and dimensions and locations of valves, pull boxes, etc. Changes in location. Horizontal and vertical locations of underground utilities and appurtenances referenced to permanent surface improvements. Actual installed pipe material, class, etc.
3. Location of internal utilities and appurtenances concealed in the construction, referenced to visible and accessible features of the structure. Air conditioning ducts with locations of dampers, access doors, fans and other items needing periodic maintenance.
4. Field changes in dimensions and details.
5. Changes made by Project Manager's or Consultant's written instructions or by Change Order.
6. Details not on original Contract Drawings.
7. Equipment, conduit, electrical panel locations.
8. Project Manager's or Consultant's schedule changes according to Contractor's records and shop drawings.

Specifications and Addenda: Legibly mark each section to record:

1. Manufacturer, trade name, catalog number and Supplier of each product and item of equipment actually installed.
2. Changes made by Project Manager's or Consultant's written instructions or by Change Order.

Approved Shop Drawings: Provide record copies for each process, equipment, piping, electrical system and instrumentation system.

As-built documents must be updated monthly as a condition precedent to payment. A final survey signed and sealed by a surveyor must be provided to the Town at no additional cost, including digital I (CAD and PDF) versions.

For construction of new building, or building additions, field improvements, and or roadway improvements as-built drawings must be signed and sealed by a Florida Licensed Registered Land Surveyor.

2.11-5 RECORD SET

Contractor must maintain in a safe place one record copy and one permit set of the Contract Documents, including, but not limited to, all Drawings, Specifications, amendments, Change Orders, RFIs, and Field Directives, as well as all written interpretations and clarifications issued by the Project Manager, in good order and annotated to show all changes made during construction. The record documents must be continuously updated by Contractor throughout the prosecution of the Work to accurately reflect all field changes that are made to adapt the Work to field conditions, changes resulting from Change Orders, Construction Change Directives, and Field Directives as well as all written interpretations and clarifications, and all concealed and buried installations of piping, conduit and utility services. Contractor must certify the accuracy of the updated record documents. The record documents must be clean, and all changes, corrections and dimensions must be given in a neat and legible manner in red. Upon Final Completion and as a condition precedent to Contractor's entitlement to final payment, the Record Set must be delivered to the Project Manager by the Contractor. The Record Set of Drawing must be submitted in both hard copy and as electronic plot files.

2.12 CONTRACTOR RESPONSIBILITIES

2.12-1 LABOR & MATERIALS

Unless otherwise provided herein, Contractor must provide and pay for all materials, labor, water, tools, equipment, light, power, transportation and other facilities and services necessary for the proper execution and completion of the Work. All materials must be new unless otherwise specified in the Contract Documents.

The Contractor will provide competent, suitably qualified personnel to lay out the work and perform construction as required by the Contract Documents. He will at all times maintain good discipline and order at the site.

Minimal Disturbance

All Work done by the Contractor or any Subcontractor must be done with minimal disturbance to the residents of the Town. The noise level must be kept at reasonable levels. All Contractor personnel and Subcontractors must demonstrate and maintain a courteous and responsible demeanor toward all persons while conducting business in the Town. The Town reserves the right to require the Contractor to permanently remove personnel from Work under the Contract that fail to comply with the requirements of this section.

2.12-2 SUPERVISIONS OF THE WORK

Contractor is responsible for all Project management, including any and all subcontracts necessary to ensure that the Work is performed in accordance with the Contract. Project Management includes, but is not limited to: obtaining bids from subcontractors and suppliers; coordinating the securing of all permits; obtaining licenses and inspections; ensuring that subcontractors comply with the requirements of the Contract; performing the Work in accordance with the Contract to the satisfaction of the Project Manager; paying all subcontractors; obtaining release of liens/claims fees; and obtaining temporary and final Certificates of Occupancy or Completion, as applicable.

Contractor must have a competent English-speaking supervisor ("Supervisor") who will represent the Contractor in the field and all directions given to the Supervisor will be as binding as if given to Contractor. Contractor will provide properly licensed personnel where such personnel are required by any rule, regulations, or law. Contractor and the Supervisor will give efficient and sufficient supervision to the Work, using their best skill and attention to ensure the Work is performed in accordance with the Contract Documents.

The Project Manager and the Contractor as necessary during the course of the Work to review and agree upon the Work performed and outstanding issues. The Contractor must publish, keep, and distribute minutes and any comments thereto of each such meeting.

2.12-3 RELEASE OF LIENS/SUBCONTRACTOR'S STATEMENT OF SATISFACTION

The Contractor warrants and guarantees that title to all Work, materials and equipment covered by an Invoice, whether incorporated in the Project or not, will pass to the Town upon the receipt of payment by the Contractor, free and clear of all liens, claims, security interests or encumbrances and that no Work, materials or equipment will have been acquired by the Contractor or by any other person performing Work at the site or furnishing materials and equipment for the Project, subject to an agreement under which an interest therein or an encumbrance thereon is retained by the seller or otherwise imposed by the Contractor by a Subcontractor or supplier or any other interested party.

The Contractor must, starting with the second (2nd) Invoice, provide the Project Manager completed Partial or Final Releases of Lien/Subcontractor's Statement of Satisfaction Form for the Project. As an option the Contractor may also submit a Consent of Surety if a payment bond has

been provided, authorizing the release of payment by the Surety. Failure to submit such documentation will result in rejection of the Invoice.

Conditional Release of Liens are not accepted by the Town.

2.12-4 PROGRESS PAYMENTS

Contractor may make application for payment for Work completed during the Project at intervals of not more than one invoice per month or upon completion and Final Acceptance of the Work. Contractor will be paid based on the line item breakdown, contained in the Bid Form, with payments based on actual Work performed. All applications shall be submitted in triplicate and the Contractor shall only use the Town's Contractor Payment Application Form or an invoice format approved by the Town. Supporting evidence to be included with any application for payment shall include, but is not limited to, an updated Project Schedule as required by Article B2.03 and a partial or final release of liens or consent of Surety relative to the Work, which is the subject of the application for payment and any other information required by the Project Manager. Each application for payment shall be submitted in duplicate for approval.

Ten percent (10%) of all monies earned by Contractor shall be retained by Town until Final Acceptance by the Town. Any interest earned on retainage shall accrue to the benefit of Town. All requests for retainage reduction shall be in writing in a separate stand-alone document.

The Town shall not pay more than five (5%) of the Total Contract price as mobilization should a schedule of values be required of the contractor

Town may withhold, in whole or in part, payment to such extent as may be necessary to protect itself from loss on account of:

1. Defective Work not remedied.
2. Claims filed or reasonable evidence indicating probable filing of claims by other parties against Contractor or Town because of Contractor's performance.
3. Failure of Contractor to make payments properly to Subcontractors or for material or labor.
4. Damage to another contractor not remedied.
5. Liquidated damages and costs incurred by Town and/or Consultant for extended construction administration.
6. Failure of Contractor to provide any and all documents required by the Contract Documents.

Contractor may be paid for materials or equipment purchased and stored at the Project(s) Site(s) or another location, subject to the sole discretion and approval of the Project Manager. Where a payment request is made for materials or equipment not incorporated in the Project but delivered and suitably stored at the site or at some other location agreed upon in writing, the written documentation must be submitted at the time of request for payment. Payment shall be conditioned upon submission by the Contractor of paid invoices and an executed Material Purchased/Stored On-Premises form to establish the Town's title to such materials or equipment, or otherwise protect the Town's interest, including applicable insurance in the name of Town and transportation to the Project site.

Contractor retains sole liability to replace such stored materials or equipment as a result of damage or loss for any reason.

2.12-5 RETAINAGE & RELEASE

Subsequent to the Project Manager determining that fifty (50%) percent of the Work has been completed the Contractor may submit a separate invoice requesting the release of 5% of the retainage withheld and submit a written request that future retainage be reduced to 5%. The Town at its sole discretion may determine that the request for release or reduction of the retainage should not occur.

Subsequent to Final Completion of the Project the Contractor may submit a separate invoice for the release of the retainage. The Town may withhold payment or any portion thereof to offset any fees or costs owed to the Town

2.12-6 OWNERSHIP OF THE WORK

The Contractor is solely responsible for all Work, until Final Completion of the Work. Contractor is liable for all damage, theft, maintenance, and safety until such time as the Town issues a notice of Final Completion.

2.13 LIQUIDATED DAMAGES

The Contractor is obligated and guarantees to obtain Substantial and Final Completions of the Project within the timeframes established in the Contract or any approved extension of time the Contractor may be granted by the Town. In the event of a delay in completion beyond the date established in the Contract, the Contractor must pay to the Town for each and every calendar day of unexcused delay, the sum of five hundred (\$500) dollars, which is hereby agreed upon not as a penalty but as liquidated damages. The Contractor will be notified of any exceptions. The total amount of liquidated damages will not exceed the value of the Contract.

The Town has the right to deduct liquidated damages assessments from any payment due or which may thereafter become due to the Contractor under any contract the Contractor has with the Town. In case the amount available under contracts the Contractor has with the Town is less than the amount of liquidated damages due the Town, the Contractor must pay the difference upon demand by the Town. Should the Contractor fail to compensate the Town for any liquidated damages, the Town will consider this as a form of indebtedness and may deny any future Work under the Contract or any other Town contract until such indebtedness is paid in full to the Town.

The Town will notify the Contractor in writing that it is incurring liquidated damages.

2.14 REQUESTS FOR INFORMATION

The Contractor must submit a Request for Information ("RFI") where the Contractor believes that the Contract Document's specifications are unclear or conflict. All requests must be submitted in a manner that clearly identifies the specification section or drawing detail, if furnished, where clarification or interpretation is being requested. As part of the RFI, Contractor must include its recommendation for resolution. The Town must respond in writing.

The RFI process is not intended to be used to correct defective Work performed by the Contractor. Solutions to correct defective Work, including means and methods are the sole responsibility of the Contractor. Should the RFI process be utilized to correct defective Work, the Contractor may be required to reimburse the Town for any costs incurred by the Town in responding to the RFI. Such reimbursements will be taken as a deduction against any payments due the Contractor.

2.15 WARRANTY

Contractor warrants to the Town that all materials and equipment furnished under the Contract will be new unless otherwise specified and that all of the Work will be of good quality, free from faults and defects and in conformance with the Contract Documents. All Work not conforming to these requirements, including substitutions not properly approved and authorized, may be considered defective. If required by the Project Manager, the Contractor must furnish satisfactory evidence as to the kind and quality of materials and equipment. This warranty is not limited by any other provisions within the Contract Documents.

All Work must have a one (1) year warranty on labor from the date of acceptance of the Work by the Town. Contractor must provide a minimum written warranty of one (1) year on all equipment, parts, or material unless the manufacturer provides a longer warranty. Where the manufacturer of the equipment, parts, or material provides a warranty greater than one (1) year or the time frame stipulated then the manufacturer's warranty term will take precedence. Contractor will be required to provide the Project Manager a copy of the manufacturer's warranty prior to the Town

issuing final payment. Manufacturer's warranties will become effective upon Final Completion of the Project.

All material and equipment furnished must be fully guaranteed by the Contractor against factory defects and workmanship. At no expense to the Town, the Contractor will correct any and all apparent and latent defects that may occur within the manufacturer's standard warranty. The Contract Documents may supersede the manufacturer's standard warranty. Manufacturer's warranties will become effective upon Final Completion of the Project.

Should the Contractor fail to perform any required warranty work the Town, at its sole discretion, may have the work performed by others, and deduct such costs from any monies due the Contractor from the Town. Where such funds are not available, the Town will bill the Contractor and Contractor will reimburse the Town within thirty (30) calendar days. The Town may take any necessary and appropriate action provided under this Contract or with law to collect such payment due the Town.

2.16 SUBSTANTIAL COMPLETION, PUNCHLIST & FINAL COMPLETION

The Work will be substantially complete when the Project Manager, in the reasonable exercise of his/her discretion determines that the Work is complete and there are no material or substantial variations from the Contract and the Work is fit for its intended purpose. Upon Substantial Completion, the Project Manager and the Contractor will sign the Substantial Completion Inspection Form. The signing of this form does not relieve the Contractor from its obligation to complete the Project.

When the Contractor believes that the Work is substantially complete, the Contractor must request in writing that the Project Manager or Consultant inspect the Work to determine if Substantial Completion has been achieved. Where the Work requires the Contractor to obtain a Certificate of Completion no request for Substantial Completion inspection is to be submitted until the Contractor has obtained the Certificate(s) of Completion. The Project Manager or Consultant will schedule the date and time for any inspection and notify the Contractor and any other parties deemed necessary. During this inspection, the Project Substantial Completion Inspection Form will be completed as necessary. Any remaining Construction Work must be identified on this form and it will be known as Punch List Work. The Punch List must be signed by the Project Manager and the Contractor confirming that the Punch List contains the item(s) necessary to complete the Work. The failure or refusal of the Contractor to sign the Project Substantial Completion Inspection Form or Punch List will not relieve the Contractor from complying with the findings of the Project Substantial Completion Inspection and completing the Project to the satisfaction of the Town.

The Project Manager or Consultant, and the Contractor will agree on the time reasonably required to complete all remaining Work included in the Punch List.

Upon Substantial Completion and the receipt and acceptance of any required documentation, including warranty documents, the Project Manager will determine that a Project has achieved Final Completion and authorize final payment.

The acceptance of final payment will constitute a waiver of all claims by Contractor, except those previously made in strict accordance with the provisions of the Contract and identified by Contractor as unsettled at the time of the application for final payment.

2.17 ACCEPTANCE AND FINAL PAYMENT

Upon receipt of written notice from Contractor that the Work is ready for final inspection and acceptance, Project Manager will, within ten (10) calendar days, make an inspection thereof. If Project Manager find the Work acceptable, the requisite documents have been submitted and the requirements of the Contract fully satisfied, and all conditions of the permits and regulatory agencies have been met, a Final Certificate for Payment will be issued by Project Manager, stating

that the requirements of the Contract have been performed and the Work is ready for acceptance under the terms and conditions thereof.

Before issuance of the Final Certificate for Payment, Contractor must deliver to the Project Manager a final release of all liens arising out of the Contract, receipts in full in lieu thereof; an affidavit certifying that all suppliers and subcontractors have been paid in full and that all other indebtedness connected with the Work has been paid, and a consent of the surety to final payment; the final corrected as-built drawings; operations and maintenance data, and the final bill of materials, if required, and payment application. Contractor must deliver the written Contractor's and all Manufacturer's warranties prior to issuance of the final invoice.

If, after the Work has been substantially completed, full completion thereof is materially delayed through no fault of Contractor, and Project Manager so certifies, Town will, upon such certification of Consultant, and without terminating the Contract, make payment of the balance due for that portion of the Work fully completed and accepted. Such payment will be made under the terms and conditions governing final payment, except that it will not constitute a waiver of claims.

The acceptance of final payment will constitute a waiver of all claims by Contractor, except those previously made in strict accordance with the provisions of the Contract and identified by Contractor as unsettled at the time of the application for final payment.

2.18 NPDES REQUIREMENTS

Contractor must comply with the State of Florida rules and regulations for the National Pollutant Discharge Elimination System (NPDES) including but not limited to all permitting, Notices of Intent, and the Storm Water Pollution Prevention Plan (SWPPP). All costs for NPDES and SWPPP must be included in the Bid price. For further information on compliance requirements for NPDES and SWPPP visit the State of Florida website at <http://www.dep.state.fl.us/water/stormwater/npdes/>. Contractor is responsible for obtaining, completing and paying for any required NPDES application or permits that may be required.

[SIGNATURE PAGE FOLLOWS]

CONTRACT EXECUTION FORM

This Contract 2018-31 made this ____ day of _____ in the year ____, by and between the Town of Miami Lakes, Florida, hereinafter called the "Town," and _____, hereinafter called the "Contractor."

IN WITNESS WHEREOF, the parties have executed this Agreement as of the day and year first above written.

Attest:

TOWN OF MIAMI LAKES

By: _____
Gina Inguanzo, Town Clerk

By: _____
Alex Rey, Town Manager

Legal Sufficiency:

By: _____
Raul Gastesi, Town Attorney

Date: _____

Signed, sealed and witnessed in the presence of:

CONTRACTOR

(Contractor's Name)

By: _____

By: _____

Name: _____

Title: _____

Date: _____

(*) In the event that the Contractor is a corporation, there shall be attached the original of the corporate resolution in the form contained in this Section, of the board of the corporation, authorizing the officer who signs the Contract to do so in its behalf.

CORPORATE RESOLUTION

WHEREAS, _____, Inc. desires to enter into a contract with the Town of Miami Lakes for the purpose of performing the work described in the contract to which this resolution is attached; and

WHEREAS, the Board of Directors at a duly held corporate meeting has considered the matter in accordance with the By-Laws of the corporation;

Now, THEREFORE, BE IT RESOLVED BY THE BOARD OF DIRECTORS that the _____,
(type title of officer)

_____, is hereby authorized
(type name of officer)

and instructed to enter into a contract, in the name and on behalf of this corporation, with the Town of Miami Lakes upon the terms contained in the proposed contract to which this resolution is attached and to execute the corresponding performance bond.

DATED this _____ day of _____, 20_____.

Corporate Secretary

(Corporate Seal)

FORM OF PERFORMANCE BOND (Page 1 of 2)

BY THIS BOND, We _____, as Principal, hereinafter called Contractor, and _____, as Surety, are bound to the Town of Miami Lakes, Florida, as Obligee, hereinafter called Town, in the amount of _____ Dollars (\$_____) for the payment whereof Contractor and Surety bind themselves, their heirs, executors, administrators, successors and assigns, jointly and severally.

WHEREAS, Contractor has by written agreement entered into a Contract, No. **2018-31**, awarded the _____ day of _____, **20__**, with Town which Contract Documents are by reference incorporated herein and made a part hereof, and specifically include provision for liquidated damages, and other damages identified, and for the purposes of this Bond are hereafter referred to as the "Contract";

THE CONDITION OF THIS BOND is that if Contractor:

1. Performs the Contract between Contractor and Town for the **NW 67th Avenue Widening Project**, the Contract being made a part of this Bond by reference, at the times and in the manner prescribed in the Contract; and
2. Pays Town all losses, liquidated damages, expenses, costs and attorney's fees including appellate proceedings, that Town sustains as a result of default by Contractor under the Contract; and
3. Performs the guarantee of all Work and materials furnished under the Contract for the time specified in the Contract; then THIS BOND IS VOID, OTHERWISE IT REMAINS IN FULL FORCE AND EFFECT.
4. Whenever Contractor is, and declared by Town to be, in default under the Contract, and the Town having performed Town obligations hereunder, the Surety must promptly remedy the default, or must promptly:
 - 4.1. Complete the Project in accordance with the terms and conditions of the Contract Documents; or

FORM OF PERFORMANCE BOND (Page 2 of 2)

4.2. Obtain a bid or bids for completing the Project in accordance with the terms and conditions of the Contract, and upon determination by Surety of the lowest responsible Bidder, or, if Town elects, upon determination by Town and Surety jointly of the lowest responsible Bidder, arrange for a contract between such Bidder and Town, and make available as Work progresses (even though there should be a default or a succession of defaults under the Contract or Contracts of completion arranged under this paragraph) sufficient funds to pay the cost of completion less the balance of the Contract Price; but not exceeding, including other costs and damages for which the Surety may be liable hereunder, the amount set forth in the first paragraph hereof. The term "balance of the Contract Price," as used in this paragraph, means the total amount payable by Town to Contractor under the Contract and any amendments thereto, less the amount properly paid by Town to Contractor.

No right of action will accrue on this bond to or for the use of any person or corporation other than Town, as named herein.

The Surety hereby waives notice of and agrees that any changes in or under the Contract Documents and compliance or noncompliance with any formalities connected with the Contract or the changes does not affect Surety's obligation under this Bond.

Signed and sealed this _____ day of _____, 20____.

CONTRACTOR

WITNESSES:

Secretary

(CORPORATE SEAL)

IN THE PRESENCE OF:

(Name of Corporation)
By: _____
(Signature)

(Print Name and Title)

INSURANCE COMPANY:

By: _____
Agent and Attorney-in-Fact

Address: _____
(Street)

(City/State/Zip Code)

Telephone No.: _____

FORM OF PAYMENT BOND (Page 1 of 2)

BY THIS BOND, We _____, as Principal, hereinafter called Contractor, and _____, as Surety, are bound to the Town of Miami Lakes, Florida, as Obligee, hereinafter called Town, in the amount of _____ Dollars (\$_____) for the payment whereof Contractor and Surety bind themselves, their heirs, executors, administrators, successors and assigns, jointly and severally.

WHEREAS, Contractor has by written agreement entered into a **Contract No. 2018-31**, for the **NW 67th Avenue Widening Project**, awarded the _____ day of _____, **20__**, with Town which Contract are by reference incorporated herein and made a part hereof, and specifically include provision for liquidated damages, and other damages identified, and for the purposes of this Bond are hereafter referred to as the "Contract";

THE CONDITION OF THIS BOND is that if Contractor:

1. Pays Town all losses, liquidated damages, expenses, costs and attorney's fees including appellate proceedings, that Town sustains because of default by Contractor under the Contract; and
2. Promptly makes payments to all claimants as defined by Florida Statute 255.05(1) for all labor, materials and supplies used directly or indirectly by Contractor in the performance of the Contract;

THEN CONTRACTOR'S OBLIGATION WILL BE VOID; OTHERWISE, IT WILL REMAIN IN FULL FORCE AND EFFECT SUBJECT, HOWEVER, TO THE FOLLOWING CONDITIONS:

- 2.1. A claimant, except a laborer, who is not in privity with Contractor and who has not received payment for its labor, materials, or supplies must, within forty-five (45) days after beginning to furnish labor, materials, or supplies for the prosecution of the Work, furnish to Contractor a notice that he intends to look to the bond for protection.
- 2.2. A claimant who is not in privity with Contractor and who has not received payment for its labor, materials, or supplies must, within ninety (90) days after performance of the labor or after complete delivery of the materials or supplies, deliver to Contractor and to the Surety, written notice of the performance of the labor or delivery of the materials or supplies and of the nonpayment.
- 2.3. No action for the labor, materials, or supplies may be instituted against Contractor or the Surety unless the notices stated under the preceding conditions (2.1) and (2.2) have been given.

FORM OF PAYMENT BOND (Page 2 of 2)

- 2.4. Any action under this Bond must be instituted in accordance with the longer of the applicable Notice and Time Limitations provisions prescribed in Section 255.05(2), or Section 95-11, Florida Statutes.

The Surety hereby waives notice of and agrees that any changes in or under the Contract Documents and compliance or noncompliance with any formalities connected with the Contract or the changes does not affect the Surety's obligation under this Bond.

Signed and sealed this _____ day of _____, 20____.

CONTRACTOR

ATTEST:

(Name of Corporation)

(Secretary)

By: _____
(Signature)

(Corporate Seal)

(Print Name and Title)

____ day of _____, 20____.

IN THE PRESENCE OF:

INSURANCE COMPANY:

By: _____
Agent and Attorney-in-Fact

Address: _____
(Street)

(City/State/Zip Code)

Telephone No.: _____

EXHIBIT A – PLANS



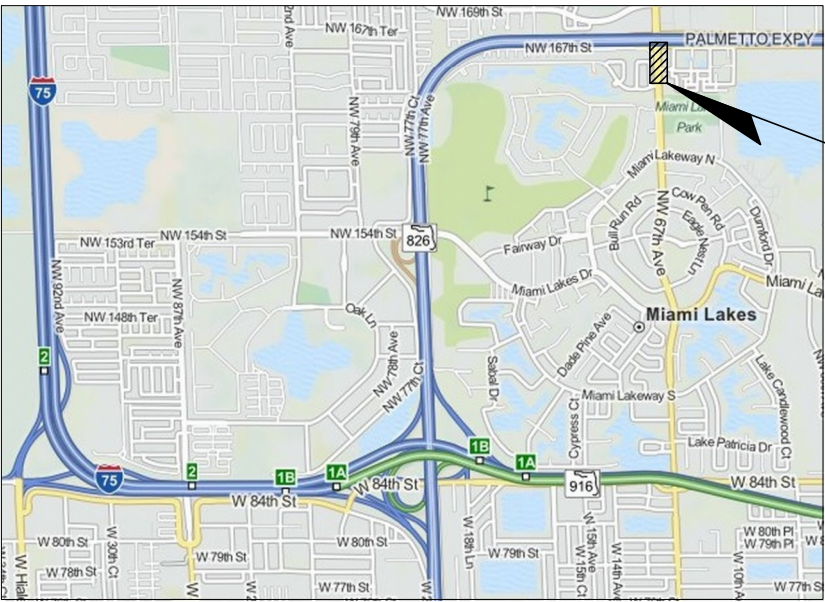

TOWN OF MIAMI LAKES

NW 67th AVENUE AT S.R. 826 INTERSECTION IMPROVEMENTS

CONTRACT PLANS COMPONENTS

INDEX OF ROADWAY PLANS

SHEET NO.	SHEET DESCRIPTION
1	KEY SHEET
2	TABULATION OF QUANTITIES
3-4	GENERAL NOTES
5	TYPICAL SECTION
6-7	ROADWAY PLAN
8-9	SPECIAL DETAILS
10-11	SIGNING AND PAVEMENT MARKING PLAN
12	GUIDE SIGN WORKSHEET
13-14	SIGNALIZATION PLAN
15	SPECIAL SIGNAL INSTALLATION DETAILS
16	STEEL MAST ARM DETAIL
17	ELECTRICAL POWER SERVICE ASSEMBLY INDEX SHEET
18	ELECTRICAL POWER SERVICE ASSEMBLY STANDARDS AND SPECIFICATIONS
19	ELECTRICAL POWER SERVICE ASSEMBLY TYPICAL DETAILS (N.T.S.)



PROJECT LOCATION

STANDARD INDEX DRAWINGS

SHEET NO.	SHEET DESCRIPTION
16	STEEL MAST ARM DETAIL
639-1	INDEX SHEET
639-2	STANDARD AND SPECIFICATIONS
639-3	ELECTRIC POWER SERVICE ASSEMBLY DETAILS

DESIGN TEAM

CIVIL ENGINEER:

Marlin Engineering, Inc.
1700 NW 66 th Avenue, Suite 106
Plantation, FL 33313
Phone:(954) 870-5070
Fax:(954) 800-6045

OWNER:

Town of Miami Lakes
6060 Main Street
Miami Lakes, FL 33014
Phone:(305) 512-7129

COMMUNITY OFFICIALS

Manny Cid, Mayor

Frank Mingo, Vice-Mayor
Marilyn Ruano, Councilwoman
Tim Daubert, Councilman
Luis Collazo, Councilman

Nelson Rodriguez, Councilman
Ceasar Mestre, Councilman
Alex Rey, Town Manager

ROADWAY PLANS ENGINEER OF RECORD:



RAFAEL A. LAGOS, P.E. • P.E. No.: 51412
1700 NW 66 Ave., Ste. 106 • Plantation, FL 33313
(305) 477-7575 • C.A. No. 6104



CONSTRUCTION CONTRACT NO.	FISCAL YEAR	SHEET NO.
	17	1

TABULATION OF QUANTITIES			
GENERAL FOR ALL SITES			
PAY ITEM NO	DESCRIPTION	UNIT	QUANTITY
0101-1	MOBILIZATION	LS	1.00
0102 1	MAINTENANCE OF TRAFFIC	LS	1.00
0102 104	TEMPORARY SIGNALIZATION & MAINTENANCE INTERSECTION	ED	180.00
0102 107 1	TEMPORARY TRAFFIC DETECTION AND MAINTENANCE INTERSECTION	ED	180.00
0104 10 3	SEDIMENT BARRIER	LF	300.00
0104 18	INLET PROTECTION SYSTEM	EA	14.00
0107 1	LITTER REMOVAL	AC	13.50
0107 2	MOWING	AC	1.75
110 1 1	CLEARING AND GRUBBING	LS/AC	0.08
	ROADWAY		
PAY ITEM NO	DESCRIPTION	UNIT	QUANTITY
110 4 10	REMOVAL OF EXISTING CONCRETE	SY	421.75
120 1	REGULAR EXCAVATION	LS/AC	341.17
160 4	TYPE B STABILIZATION	SY	218.56
162 1 11	PREPARED SOIL LAYER, FINISH SOIL, 6"	SY	105.24
285 706	OPTIONAL BASE, BASE GROUP 06 (8")	SY	614.10
327 70 1	MILLING EXIST ASPH PAVT, 1" AVG DEPTH	SY	7005.05
334 1 53	SUPERPAVE ASPHALTIC CONCRETE, TRAFFIC C, PG 76-22	TN	67.55
337 7 82	ASPHALT CONCRETE FRICTION COURSE,TRAFFIC C, FC-9.5, PG 76-22	TN	419.05
520 1 10	CONCRETE CURB & GUTTER, TYPE F	LF	802.50
520 2 4	CONCRETE CURB TYPE D	LF	52.00
522 1	CONCRETE SIDEWALK, 4" THICK	SY	254.64
522 2	CONCRETE SIDEWALK, 6" THICK	SY	21.00
523 1	PATTERNED PAVEMENT - VEHICULAR AREA	SY	356.28
527 2	DETECTABLE WARNINGS	SF	168.89
570 1 2	PERFORMANCE TURF, SOD	SY	105.24
	SIGNING AND PAVEMENT MARKINGS		
700 1 11	SINGLE POST SIGN, F&I, GROUND MOUNTED, < 12 SF	AS	5.00
700 1 12	SINGLE POST SIGN, F&I, GROUND MOUNTED, 12-20 SF	AS	2.00
700 1 50	SINGLE POST SIGN, RELOCATE	AS	2.00
700 1 60	SINGLE POST SIGN, REMOVE	AS	5.00
700 2 13	MULTI-POST SIGN, F&I GROUND MOUNT, 21-30 SF	AS	1.00
700 2 60	MULTI-POST SIGN, REMOVE	AS	1.00
700 3 201	SIGN PANEL, F&I, OVERHEAD MOUNT, UP TO 12 SF	EA	1.00
700 3 601	SIGN PANEL, REMOVE, UP TO 12 SF	EA	1.00
700 3 602	SIGN PANEL, REMOVE, 12-20 SF	EA	1.00

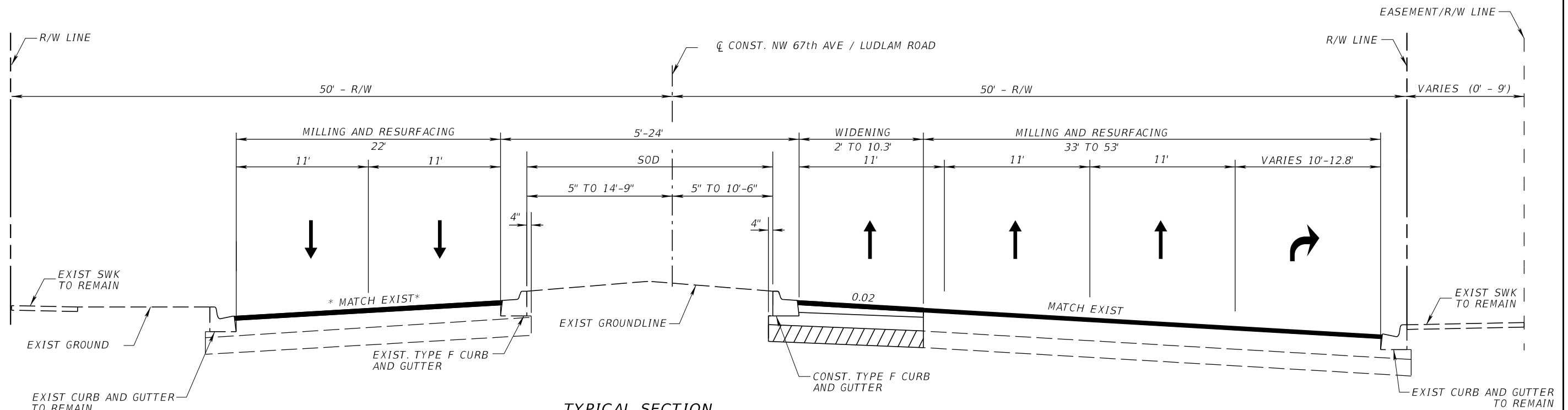
705-10-1	OBJECT MARKER, TYPE I	EA	3.00
706-3	RETRO-REFLECTIVE PAVEMENT MARKERS	EA	124.00
711-11-123	THERMOPLASTIC, 12" WHITE	LF	768.70
711-11-124	THERMOPLASTIC, 18" WHITE	LF	160.29
711-11-125	THERMOPLASTIC, 24" WHITE	LF	259.84
711-11-160	THERMOPLASTIC, MESSAGES WHITE	EA	9.00
711-11-170	THERMOPLASTIC, ARROW WHITE	EA	8.00
711-11-224	THERMOPLASTIC, 18" YELLOW	LF	63.59
711-14-141	THERMOPLASTIC, 2-4 DOTTED 6" WHITE	GM	0.093
711-15-101	THERMOPLASTIC, 6" WHITE	GM	0.517
711-15-102	THERMOPLASTIC, 8" WHITE	GM	0.085
711-15- 131	THERMOPLASTIC, 10-30 SKIP WHITE	GM	0.255
711-15-201	THERMOPLASTIC, 6" YELLOW	GM	0.332
	SIGNALIZATION	UNIT	QUANTITY
630-2-11	CONDUIT , F & I , OPEN TRENCH	LF	340.00
630-2-12	CONDUIT , F & I , DIRECTIONAL BORE	LF	230.00
632-7-1	SIGNAL CABLE, NEW OR RECO , F & I	PI	1.00
632-7-2	SIGNAL CABLE, REPAIR OR REPL , F & I	LF	130.00
632-7-6	SIGNAL CABLE, REMOVE- INTERSECTION	PI	1.00
635-2-11	PULL AND SPLICE BOX, F & I, 13" X 24"	EA	16.00
635-2-12	PULL AND SPLICE BOX, F & I, 24" X 36"	EA	1.00
639-2-1	ELECTRICAL SERVICE WIRE, F & I	LF	145.00
639-1-122	ELECTRICAL POWER SERVICE , F & I, UG, METER FURNISHED BY CONTRACTOR	AS	1.00
639-1-620	ELECTRICAL POWER SERVICE, REMOVE UNDERGROUND	AS	1.00
639-2-6	ELECTRICAL SERVICE WIRE, REMOVE	LF	15.00
639-3-60	ELECTRICAL SERVICE DISCONNECT, REMOVE- POLE OR CABINET TO REMAIN	EA	1.00
641-2-12	PRESTRESSED CONC POLE , F & I, TYPE P-II SERVICE POLE	EA	1.00
641-2-70	PRESTRESSED CONCRETE POLE, SHALLOW POLE REMOVAL- POLE 30' AND GREATER	EA	4.00
646-1-11	ALUMINUM SIGNAL POLE, PEDESTAL	EA	4.00
649-21-1	STEEL MAST ARM ASSEMBLY, FURNISH AND INSTALL, SINGLE ARM 30'	EA	1.00
649-21-3	STEEL MAST ARM ASSEMBLY, FURNISH AND INSTALL, SINGLE ARM 40'	EA	1.00
649-21-6	STEEL MAST ARM ASSEMBLY, F & I, 50'	EA	1.00
650-1-14	TRAFFIC SIGNAL, F & I ALUMINUM, 3 S 1 W	AS	7.00
650-1-18	TRAFFIC SIGNAL, F & I ALUMINUM, 5 S STR 1 W	AS	2.00
653-1-11	PEDESTRIAN SIGNAL, F & I LED COUNT, 1 WAY	AS	4.00
653-1-12	PEDESTRIAN SIGNAL, F & I LED COUNT, 2 WAY	AS	1.00
660-4-11	VEHICLE DETECTION SYSTEM - VIDEO, CABINET	EA	3.00
660-4-12	VEHICLE DETECTION SYSTEM - VIDEO, ABOVE GROUND	EA	3.00
665-1-11	PEDESTRIAN DETECTOR, F & I , STANDARD	EA	6.00
670-5-120	TRAFFIC CONTROL ASSEMBLY, F & I, 170 (M-660X)	AS	1.00
670-5-400	TRAFFIC CONTROL ASSEMBLY, MODIFY	AS	1.00
670-5-600	TRAFFIC CONTROLLER ASSEMBLY, REMOVE CONTROLLER WITH CABINET	AS	1.00
684-6-11	WIRELESS COMMUNICATION DEVICE, F & I, ETHERNET	EA	1.00
700-5-21	INTERNALLY ILLUMINATED SIGN, F & I OM, UP TO 12 SF	EA	3.00
700-3-201	SIGN PANEL, F & I OM, UP TO 12 SF	EA	2.00

REVISIONS				<div><div>MARLIN</div><div>ENGINEERING</div><div>RAFAEL A. LAGOS, P.E. • P.E. No.: 51412 1700 NW 66 Ave., Ste. 106 • Plantation, FL 33313 (305) 477-7575 • C.A. No. 6104</div></div>	<div><div>MIAMI LAKES</div><div>Growing Beautifully</div><div>crieto</div></div>	8/17/2018 4:53:57 PM K:\DESIGN\2017030.000 NW 67 Avenue@SR 826 Design\CADD\roadway\PLAN\SUMQRD01.	TABULATION OF QUANTITIES	SHEET NO.
DATE	DESCRIPTION	DATE	DESCRIPTION					2

<div>1. THESE PLANS HAVE BEEN PREPARED IN ACCORDANCE WITH AND ARE GOVERNED BY THE TOWN OF MIAMI LAKES STANDARDS, MIAMI-DADE COUNTY PUBLIC WORKS DEPARTMENT STANDARDS AND SPECIFICATIONS PART 1, 2 AND 3, THE MANUAL OF MINIMUM STANDARDS OR DESIGN, CONSTRUCTION AND MAINTENANCE FOR STREETS AND HIGHWAYS, THE FLORIDA DEPARTMENT OF TRANSPORTATION DESIGN STANDARDS DATED FY 2017-2018 AND STANDARD SPECIFICATIONS FOR ROAD AND BRIDGE CONSTRUCTION DATED 2017, AS AMENDED BY THE CONTRACT DOCUMENTS.</div> <div>2. THE LOCATION OF EXISTING RIGHT-OF-WAY LINES, CENTERLINES, ROADWAY PAVEMENT, UTILITIES, TREES AND OTHER PHYSICAL ABOVE-GROUND FEATURES SHOWN ON THE PLANS WERE TAKEN FROM THE TOPOGRAPHIC SURVEY PREPARED BY: ORTHOTEK GEOSPATIAL SOLUTIONS 13460 SW 24TH STREET MIAMI, FLORIDA 33175 TEL: (305) 877-9721</div> <div>3. ALL STATIONS AND OFFSETS ARE REFERENCED TO CENTERLINE OF CONSTRUCTION NW 67TH AVENUE. ELEVATIONS SHOWN HEREON RELATE TO NATIONAL GEODETIC VERTICAL DATUM, N.G.V.D., 1929.</div> <div>4. THE INFORMATION PROVIDED IN THESE PLANS IS TO ASSIST THE CONTRACTOR IN ASSESSING THE NATURE AND EXTENT OF THE CONDITIONS WHICH MAY BE ENCOUNTERED DURING THE COURSE OF THE WORK. ALL CONTRACTORS ARE DIRECTED, PRIOR TO BIDDING, TO CONDUCT ANY INVESTIGATIONS THEY DEEM NECESSARY TO ARRIVE AT THEIR OWN CONCLUSIONS REGARDING THE ACTUAL CONDITIONS THAT WILL BE ENCOUNTERED AND UPON WHICH THEIR BIDS WILL BE BASED. IT IS THE CONTRACTOR'S RESPONSIBILITY TO INVESTIGATE SITE CONDITIONS OF THE PROJECT AND FULLY SATISFY HIMSELF OF BOTH THE SURFACE AND SUBSURFACE CONDITIONS AND BASE HIS PRICING ACCORDINGLY.</div> <div>5. THE EXACT LOCATION OF UNDERGROUND UTILITIES SHALL BE DETERMINED BY THE CONTRACTOR PRIOR TO CONSTRUCTION. RELOCATION OF UTILITIES SHALL BE COORDINATED WITH UTILITY COMPANIES BY THE CONTRACTOR AFTER IDENTIFICATION OF CONFLICT. CONTRACTOR SHALL NOTIFY ENGINEER IN ADVANCE BEFORE ANY RELOCATION.</div> <div>6. THE CONTRACTOR SHALL CALL SUNSHINE (1-800-432-4770) FOR FIELD LOCATIONS 48 HOURS BEFORE DIGGING NEAR UNDERGROUND UTILITIES. THE CONTRACTOR SHALL BE RESPONSIBLE FOR DAMAGE TO ANY EXISTING UTILITIES FOR WHICH THE CONTRACTOR FAILS TO REQUEST LOCATIONS. THE CONTRACTOR IS RESPONSIBLE AS WELL FOR DAMAGE TO ANY EXISTING UTILITIES WHICH ARE PROPERLY LOCATED.</div> <div>7. LOCATIONS, ELEVATIONS AND DIMENSIONS OF EXISTING FACILITIES AND OTHER FEATURES ARE SHOWN ACCORDING TO THE BEST INFORMATION AVAILABLE AT THE TIME OF FIELD SURVEY. THE CONTRACTOR SHALL CONFIRM THE ELEVATIONS, AND OTHER FEATURES AFFECTING THE CONTRACTOS WORK PRIOR TO CONSTRUCTION, AND NOTIFY THE ENGINEER IMMEDIATELY WHEN CONFLICT BETWEEN DRAWINGS AND ACTUAL CONDITIONS ARE DISCOVERED. THE CONTRACTOR SHALL WORK AS NEEDED TO AVOID CONFLICT WITH EXISTING UTILITIES (NO ADDITIONAL COST SHALL BE PAID FOR THIS WORK). EXISTING UTILITIES SHALL BE MAINTAINED IN SERVICE DURING CONSTRUCTION UNLESS OTHERWISE APPROVED BY THE UTILITY OWNER.</div> <div>8. ALL EXISTING PAVEMENT, CUT OR DAMAGED BY CONSTRUCTION SHALL BE PROPERLY RESTORED AT THE CONTRACTOR'S EXPENSE.</div> <div>9. THE CONTRACTOR SHALL BE RESPONSIBLE FOR ENSURING THAT ALL CONSTRUCTION SHALL BE DONE IN A SAFE MANNER AND IN STRICT COMPLIANCE WITH ALL THE REQUIREMENTS OF FEDERAL OCCUPATIONAL SAFETY AND HEALTH ACT OF 1970, AND ALL STATE AND LOCAL SAFETY AND HEALTH REGULATIONS.</div> <div>10. ALL DITCH EXCAVATION SHALL BE PERFORMED IN FULL COMPLIANCE WITH THE PROVISIONS OF THE FLORIDA TRENCH SAFETY ACT.</div> <div>11. THE CONTRACTOR SHALL COORDINATE WITH UTILITIES TO ARRANGE RELOCATION AND TEMPORARY SUPPORT OF UTILITY FEATURES, ETC. AS NECESSARY TO COMPLETE THE WORK.</div> <div>12. THE CONTRACTOR IS REQUIRED TO OBTAIN ALL APPLICABLE CONSTRUCTION PERMITS PRIOR TO START OF CONSTRUCTION. THE CONTRACTOR SHALL APPLY FOR AND PROCURE ALL PERMITS AND LICENSES, PAY ALL CHARGES, TAXES, ROYALTIES & FEES, AND GIVE ALL NOTICES NECESSARY TO COMPLETE THIS PROJECT.</div> <div>13. CONTRACTOR SHALL RESTORE AND CLEAN UP PER APPLICABLE FDOT INDEXES AND IT SHALL BE COMPLETED PRIOR TO FINAL INSPECTION.</div> <div>14. STAGING AND MATERIAL STORAGE SHALL NOT BE CONDUCTED ON ABUTTING PRIVATE PROPERTY OR PUBLIC RIGHT OF WAY WITHOUT APPROVAL FROM THE TOWN.</div>				<div>15. APPARENT ERRORS, DISCREPANCIES, OR OMISSIONS ON THE DRAWING SHALL BE BROUGHT TO THE ENGINEER'S ATTENTION BEFORE THE BIDDING. NO EXTRA PAYMENT WILL BE ALLOWED FOR ANY WORK REQUIRED DUE TO MISUNDERSTANDING OF JOB OR SITE CONDITIONS AFFECTING THE WORK AS DESCRIBED IN THE SPECIFICATIONS OR SHOWN ON THE DRAWINGS. THE CONTRACTOR SHALL NOT TAKE ADVANTAGE OF ANY APPARENT ERROR OR OMISSION IN DRAWINGS OR SPECIFICATIONS, AND THE ENGINEER SHALL BE PERMITTED TO MAKE CORRECTIONS AND INTERPRETATIONS AS MAY BE DEEMED NECESSARY FOR FULFILLMENT OF THE INTENT OF THE CONTRACT DOCUMENTS. THE TENDERING OF A PROPOSAL WILL ACKNOWLEDGE ACCEPTANCE OF THESE CONDITIONS BY THE BIDDER.</div> <div>16. THE AMOUNT OF EACH OF THE MATERIALS PROVIDED IS THE ESTIMATED AMOUNT REQUIRED TO COMPLETE THE JOB. THESE QUANTITIES ARE ESTIMATED ONLY AND IT IS THE CONTRACTOR'S RESPONSIBILITY TO COMPLETE THE JOB IN ACCORDANCE WITH THE CONTRACT DOCUMENTS. SHOULD ADDITIONAL MATERIALS BE REQUIRED THEY WILL BE PAID FOR AT THE CONTRACT UNIT PRICES AS DESCRIBED IN THE BID DOCUMENTS.</div> <div>17. UPON THE RECEIPT OF THE "NOTICE TO PROCEED" THE CONTRACTOR SHALL CONTACT THE ENGINEER OF RECORD AND ARRANGE A PRE CONSTRUCTION CONFERENCE TO INCLUDE THE TOWN OF MIAMI LAKES, AND ALL INVOLVED GOVERNMENTAL AGENCIES, UTILITY OWNERS, THE OWNER, AND THE ENGINEER OF RECORD.</div> <div>18. THE UTILITY COMPANIES SHALL BE NOTIFIED BY THE CONTRACTOR 48 HOURS IN ADVANCE OF ANY EXCAVATION INVOLVING THEIR UTILITIES SO THAT COMPANY REPRESENTATIVES CAN BE PRESENT.</div> <div>19. THE CONTRACTOR IS TO USE CAUTION WHEN WORKING IN OR AROUND AREAS OF OVERHEAD TRANSMISSION LINES OR UNDERGROUND UTILITIES.</div> <div>20. PRIOR TO COMMENCEMENT OF ANY EXCAVATION, THE CONTRACTOR SHALL COMPLY WITH FLORIDA STATUTE 553.851 FOR THE PROTECTION OF UNDERGROUND GAS PIPELINES.</div> <div>21. THE CONTRACTOR IS RESPONSIBLE FOR THE PROTECTION OF ALL UTILITIES THAT REMAIN IN PLACE.</div> <div>22. ALL EXISTING DRAINAGE STRUCTURES SHALL BE PROTECTED FROM CONTAMINATION BY SILT AND CONSTRUCTION DEBRIS UNTIL CONSTRUCTION OPERATIONS ARE COMPLETED.</div> <div>23. THE CONTRACTOR SHALL REPLACE ALL PAVING, STABILIZING EARTH, DRIVEWAYS, SIDEWALKS, ETC., WITH THE SAME TYPE OF MATERIAL THAT WAS REMOVED DURING CONSTRUCTION OR AS DIRECTED BY THE ENGINEER AT NO ADDITIONAL COST TO THE TOWN.</div> <div>24. THE CONTRACTOR SHALL NOT ENCROACH INTO PRIVATE PROPERTY WITH PERSONNEL, MATERIAL OR EQUIPMENT.</div> <div>25. THE CONTRACTOR SHALL BE RESPONSIBLE FOR DAMAGE, REMOVAL OR MODIFICATION, ACCIDENTALLY OR PURPOSELY, CAUSED TO ANY IRRIGATION SYSTEMS, PRIVATE OR PUBLIC. THE CONTRACTOR SHALL INCLUDE COSTS TO REPLACE ANY DAMAGED, REMOVED OR MODIFIED IRRIGATION PIPES, SPRINKLER HEADS OR OTHER PERTINENT APPURTENANCES AS PART OF THE LUMP SUM SWALE RESTORATION PAY ITEM.</div> <div>26. THE CONTRACTOR SHALL BE RESPONSIBLE FOR MAINTAINING THE INTEGRITY OF AND MAKING THE REPAIRS OF EXISTING PAVEMENT, PIPES, CONDUITS, CURBS, CABLES, TREES, SOD, LANDSCAPE ITEMS, ETC., WHETHER OR NOT SHOWN ON THE PLANS DAMAGED AS A RESULT OF THE CONTRACTORS OPERATIONS AND/OR THOSE OF HIS SUBCONTRACTORS, AND SHALL INCLUDE THE COST TO RESTORE THEM AS PART OF THE LUMP SUM SWALE RESTORATION PAY ITEM. CONTRACTOR SHALL REPORT ANY DAMAGE TO SIDEWALK, DRIVEWAY, ETC., PRIOR TO BEGINNING WORK IN ANY AREA.</div> <div>27. THE CONTRACTOR SHALL RESTORE OR REPLACE, WHEN AND AS DIRECTED BY THE ENGINEER ANY PUBLIC OR PRIVATE PROPERTY DAMAGED BY HIS WORK, EQUIPMENT, EMPLOYEES OR THOSE OF HIS SUBCONTRACTORS TO A CONDITION AT LEAST EQUAL TO THAT EXISTING IMMEDIATELY PRIOR TO THE BEGINNING OF OPERATIONS.</div> <div>28. ALL SIDEWALK IMPACTED BY CONSTRUCTION MUST BE REPLACED/REPAIRED BY THE CONTRACTOR AT NO COST TO THE PROJECT. WORK INCLUDES ALL MEASURES NECESSARY TO COMPLY WITH ADA STANDARDS AND REQUIREMENTS.</div> <div>29. CONTRACTOR SHALL FOLLOW MIAMI DADE COUNTY ARTICLE 527 TO SELECT TESTED DETECTABLE WARNING SURFACE (DWS) PRODUCTS.</div> <div>30. THE COST OF SIGNED AND SEALED AS-BUILTS SHALL BE INCLUDED IN THE COST OF THE OVERALL BID.</div>				<div>31. DURING CONSTRUCTION, THE PROJECT SITE, STAGING AREA, AND ALL ADJACENT AREAS SHALL BE MAINTAINED IN A NEAT AND CLEAN MANNER. UPON FINAL CLEAN UP, THE PROJECT SITE SHALL BE LEFT CLEAR OF ALL SURPLUS MATERIAL OR TRASH. THE PAVED AREAS SHALL BE SWEEPED BROOM CLEAN.</div> <div>32. WHERE MATERIAL OR DEBRIS HAS WASHED OR FLOWED INTO OR BEEN PLACED IN WATER COURSES, GRAVITY SEWER, DITCHES, DRAINS, CATCH BASINS, OR ELSEWHERE AS A RESULT OF THE CONTRACTOR'S OPERATIONS, SUCH MATERIAL OR DEBRIS SHALL BE REMOVED AND SATISFACTORILY DISPOSED OF DURING PROGRESS OF THE WORK, AND THE AREA KEPT IN A CLEAN AND NEAT CONDITION.</div> <div>33. THE CONTRACTOR SHALL GIVE THE ENGINEER OF RECORD AT LEAST 48 HOURS ADVANCE NOTICE PRIOR TO BACKFILLING OR COMPLETING THE INSPECTION OF THE FOLLOWING ITEMS SO THE ENGINEER OF RECORD CAN PERFORM FIELD OBSERVATIONS: A. SUBGRADE; SUBMIT AND HAVE APPROVED DENSITIES PRIOR TO PLACEMENT OF ROCK. B. LIMEROCK BASE; SUBMIT AND HAVE APPROVED DENSITIES AND AS-BUILTS PRIOR TO THE PLACEMENT OF ANY ASPHALT. C. ASPHALTIC CONCRETE. D. FINAL.</div> <div>34. IF THE CONTRACTOR FAILS TO NOTIFY THE ENGINEER OF RECORD PRIOR TO COMPLETING THE ABOVE, THE ENGINEER RESERVES THE RIGHT TO ISSUE ANY CERTIFICATIONS OR FINAL INSPECTIONS.</div> <div>35. PROPOSED ASPHALT PAVEMENT SHALL BE CONNECTED TO EXISTING AS PER MIAMI-DADE COUNTY STANDARD DETAILS AND AS SHOWN ON THESE PLANS. CONTRACTOR SHALL MATCH EXISTING ELEVATIONS ON NEW SIDEWALK OR NEW PAVEMENT.</div> <div>36. ALL DISPOSAL OF MATERIALS, RUBBISH AND DEBRIS ARE TO BE MADE AT A LEGAL DISPOSAL SITE OR BY OTHER PRE-APPROVED MANNER. MATERIAL CLEARED FROM THE SITE AND DISPOSED OF ON ADJACENT AND/OR NEARBY PROPERTY WILL NOT BE CONSIDERED AS HAVING BEEN DISPOSED OF SATISFACTORILY. REMOVAL OF ALL MATERIAL WILL BE AT THE CONTRACTOR'S EXPENSE.</div> <div>37. ALL REQUIRED DENSITY AND LBR TEST RESULTS FOR SUBGRADE SHALL BE PERFORMED BY AN INDEPENDENT SOIL TESTING LABORATORY CERTIFIED IN THE STATE OF FLORIDA. AND APPROVED BY THE ENGINEER AND THE TOWN OF MIAMI LAKES PRIOR TO THE PLACING THE LIMEROCK BASE MATERIAL.</div> <div>38. CONTRACTOR SHALL SAWCUT EXISTING ASPHALT NEATLY AND IN A STRAIGHT LINE PRIOR TO REMOVAL WHERE UNDER GROUND WORK IS REQUIRED (MIAMI-DADE COUNTY SPECIFICATIONS). IF ADJACENT ASPHALT BASE IS DAMAGED, CONTRACTOR SHALL REMOVE DAMAGED ASPHALT AND REWORK EXISTING BASE AS DIRECTED BY ENGINEER.</div> <div>CONTRACTOR SHALL SAWCUT EXISTING CONCRETE SIDEWALK, CURB AND GUTTER AT THE NEAREST FLAG OR JOINT PRIOR TO REMOVAL OR AS DIRECTED BY ENGINEER. ANY DAMAGE CONCRETE SIDEWALK OR CURB AND GUTTER SHALL BE REPLACED TO THE NEAREST FLAG AT CONTRACTOR'S EXPENSE.</div>				SOIL EROSION, SEDIMENT AND TURBIDITY CONTROL GENERAL NOTES				<div>1. THIS PROJECT IS SUBJECT TO ALL RELATED ENVIRONMENTAL REQUIREMENTS WHICH INCLUDE A "CONTROL OF EROSION AND SEDIMENTATION PLAN". THE CONTRACTOR IS RESPONSIBLE FOR PROVIDING NECESSARY AND ADEQUATE MEASURES FOR PROPER CONTROL OF EROSION DUE TO SEDIMENTATION RUNOFF FROM THE SITE PRIOR TO CONSTRUCTION OPERATIONS IN A PARTICULAR AREA. ALL SEDIMENTATION AND EROSION CONTROL MEASURES SHALL BE IN PLACE PRIOR TO START OF CONSTRUCTION. FIELD ADJUSTMENTS WITH RESPECT TO LOCATIONS AND DIMENSIONS MAY BE MADE BY THE ENGINEER AS REQUIRED.</div> <div>2. EROSION CONTROL MEASURES WILL BE INSPECTED AT LEAST WEEKLY AND AFTER EACH RAIN FOR DAMAGE AND GENERAL EFFECTIVENESS. ANY DAMAGED OR INEFFECTIVE CONTROLS SHALL BE REPAIRED OR REPLACED BY THE CONTRACTOR.</div> <div>3. ADDITIONAL EROSION AND SEDIMENT CONTROL MEASURES WILL BE INSTALLED, IF DEEMED NECESSARY, BY THE ON-SITE INSPECTOR.</div> <div>4. EROSION CONTROL MEASURES WILL BE MAINTAINED AT ALL TIMES. TEMPORARY AND PERMANENT MAINTENANCE OF ALL EROSION AND SEDIMENT CONTROL MEASURES SHALL BE THE SOLE RESPONSIBILITY OF THE CONTRACTOR.</div>			
REVISIONS				 RAFAEL A. LAGOS, P.E. • P.E. No.: 51412 1700 NW 66 Ave., Ste. 106 • Plantation, FL 33313 (305) 477-7575 • C.A. No. 6104		GENERAL NOTES			SHEET NO.										
DATE	DESCRIPTION	DATE	DESCRIPTION																
									3										

<div>5. ALL TEMPORARY SEDIMENT CONTROL DEVICES SHALL BE LEFT IN PLACE AND MAINTAINED UNTIL THE AREA HAS BEEN COMPLETELY STABILIZED WITH PERMANENT VEGETATION.</div> <div>6. ALL CONSTRUCTION EXITS SHALL BE MAINTAINED IN A CONDITION WHICH WILL PREVENT TRACKING OF FLOW OF MUD ON TO ANY PUBLIC RIGHT-OF-WAY. ALL MATERIALS SPILLED, DROPPED, WASHED OR TRACKED ON TO PUBLIC RIGHT-OF-WAY OR INTO STORM DRAINS SHALL BE PROMPTLY REMOVED BY THE CONTRACTOR.</div> <div>7. CONTRACTOR SHALL SOD GRASS AREAS DAMAGED DURING CONSTRUCTION AT NO ADDITIONAL COST TO OWNER UTILIZING PALMETTO ST. AUGUSTINE SOD UNLESS OTHERWISE DIRECTED.</div> <div>8. CONTRACTOR SHALL COMPLY WITH THE REQUIREMENTS OF THE ENVIRONMENTAL PROTECTION AGENCY (EPA) AND THE NATIONAL POLLUTION DISCHARGE ELIMINATION SYSTEM (NPDES).</div> <div>SIGNING AND PAVEMENT MARKING GENERAL NOTES</div> <div>1. ALL EXISTING SIGNS AND SUPPORTS WITHIN THE PROJECT LIMITS SHALL REMAIN UNLESS OTHERWISE SPECIFIED.</div> <div>2. ALL SIGNING AND PAVEMENT MARKINGS INSTALLED AS PART OF THESE PLANS SHALL CONFORM TO THE CURRENT EDITION OF THE FEDERAL HIGHWAY ADMINISTRATION (FHWA) MANUAL OF UNIFORM TRAFFIC CONTROL DEVICES FOR STREET AND HIGHWAYS. ALL SIGN PANELS SHALL BE FABRICATED TO COMPLY WITH THE MOST RECENT EDITION OF THE FEDERAL HIGHWAY AND ADMINISTRATION STANDARD HIGHWAY SIGNS.</div> <div>3. SIGN ASSEMBLY LOCATIONS SHOWN ON THE PLANS WHICH ARE IN CONFLICT WITH LIGHTING UTILITIES, DRIVEWAYS, LANDSCAPING, WHEEL CHAIR RAMPS, ETC, MAY ONLY BE ADJUSTED WITH APPROVAL BY THE ENGINEER.</div> <div>4. ALL STOP BARS SHALL BE LOCATED 4 FEET FROM THE PROPOSED CROSSWALK, UNLESS OTHERWISE DIMENSIONED IN THE PLANS. ALL CROSSWALKS SHALL BE 10FT WIDE UNLESS OTHERWISE DIMENSIONED IN THE PLANS</div> <div>5. MATCH EXISTING PAVEMENT MARKINGS AT THE BEGINNING AND THE END OF THE PROJECT AND AT ALL SIDE STREETS WITHOUT JOGS AND OFFSETS.</div> <div>6. INCORRECTLY PLACED THERMOPLASTIC OR PAINT MARKINGS OVER FRICTION COURSE WILL BE REMOVED BY MILLING AND REPLACING THE FRICTION COURSE A MINIMUM WIDTH OF 18 INCHES AT THE CONTRACTOR'S EXPENSE. THE ENGINEER MAY APPROVE AN ALTERNATIVE METHOD IF IT CAN BE DEMONSTRATED TO COMPLETELY REMOVE THE MARKINGS WITHOUT DAMAGING THE ASPHALT.</div> <div>7. THE CONTRACTOR IS TO PLACE REFLECTIVE PAVEMENT MARKERS (RPM'S) ALONG ALL LOCATIONS INDICATED IN THE PLANS, ONLY 4 INCH BY 4 INCH RETRO-REFLECTIVE PAVEMENT MARKERS WILL BE PERMITTED.</div> <div>8. THE CONTRACTOR IS TO PLACE BLUE RPM'S AT THE CENTER OF THE OUTSIDE LANE ALONG EACH BOUND, AT LOCATIONS OF THE EXISTING FIRE HYDRANTS.</div> <div>SIGNALIZATION GENERAL NOTES</div> <div>1. THE CONTRACTOR SHALL PERFORM AN INVENTORY OF THE EXISTING INTERSECTIONS PRIOR TO THE BEGINNING CONSTRUCTION ACTIVITIES, AND SUBMIT TWO (2) COPIES OF THE INVENTORY REPORT, LISTING ALL OPERABLE AND INOPERABLE SIGNAL ITEMS TO THE ENGINEER. ALL DAMAGED ITEMS SHOULD BE CLEARLY IDENTIFIED IN THE REPORT.</div> <div>2. GOVERNING STANDARDS AND SPECIFICATIONS FOR SIGNALIZATION ITEMS OF WORK ARE: THE FLORIDA DEPARTMENT OF TRANSPORTATION DESIGN STANDARDS, THE FLORIDA DEPARTMENT OF TRANSPORTATION STANDARD SPECIFICATIONS FOR ROAD AND BRIDGE CONSTRUCTION, THE TRAFFIC CONTROL EQUIPMENT SPECIFICATIONS AND STANDARDS FOR THE METRO TRAFFIC CONTROL SYSTEM MIAMI-DADE COUNTY 2000 EDITION; MODIFICATIONS TO TRAFFIC CONTROL EQUIPMENT SPECIFICATIONS AND STANDARDS FOR THE METRO TRAFFIC CONTROL SYSTEM MIAMI-DADE COUNTY 2000 EDITION.</div> <div>3. ALL ELECTRICAL AND ELECTRONIC EQUIPMENT AND STRUCTURES SHALL COMPLY WITH THE FDOT APL AND THE MIAMI-DADE COUNTY QPL.</div> <div>4. THE SIGNAL-MAINTAINING AGENCY IS:<div>MIAMI-DADE COUNTY TRANSPORTATION AND PUBLIC WORKS DEPARTMENT, TRAFFIC SIGNAL & SIGN DIVISION.</div></div>	<div>5. THE CONTRACTOR SHALL NOTIFY THE MAINTAINING AGENCY AT LEAST FORTY-EIGHT (48) HOURS IN ADVANCE OF ANY WORK TO BE CARRIED OUT AT ANY SIGNAL RELATED INSTALLATION.</div> <div>6. PULL BOXES, MAST ARM FOUNDATIONS AND CONTROLLER FOUNDATIONS SHALL HAVE A MINIMUM 4 INCHES CLEARANCE FROM ALL JOINTS AND EDGE OF SIDEWALK. THERE SHALL BE NO EXPANSION MATERIAL AROUND PULL BOXES, MAST ARM FOUNDATIONS AND CONTROLLER FOUNDATIONS.</div> <div>7. ALL SALVAGEABLE SIGNAL EQUIPMENT THAT ARE REMOVED MUST BE DELIVERED AND UNLOADED AT THE MIAMI-DADE COUNTY TRANSPORTATION AND PUBLIC WORKS DEPARTMENT TRAFFIC SIGNALS & SIGNS DIVISION:<div>7100 N.W. 36TH STREET MIAMI, FLORIDA 33166</div><div>RECEIPTS MUST BE OBTAINED FROM THE ABOVE AGENCY AND SUBMITTED TO THE PROJECT ENGINEER TO RECEIVE PAYMENT FOR REMOVAL ITEMS. COST TO BE INCLUDED IN PAY ITEM 110-86.</div></div> <div>8. SIGNAL EQUIPMENT CONSIDERED SALVAGEABLE IS AS FOLLOWS:<div>CONTROLLERS, CONTROLLER CABINETS, CONTROLLER HARDWARE AND SOFTWARE, FLASHERS, COMMUNICATION DEVICES AND HARDWARE, SIGNAL HEADS, MAST-ARM POLES AND ASSOCIATED HARDWARE, MOUNTED MAST ARM SIGNS, PEDESTRIAN DETECTORS, PEDESTRIAN SIGNAL HEADS. ALL OTHER EQUIPMENT SHALL BE DISPOSED OF AT THE CONTRACTOR'S EXPENSE.</div></div> <div>9. THE CONTRACTOR SHALL NOTIFY THE TOWN OF MIAMI LAKES IN WRITING, NO LESS THAN 14 WORKING DAYS IN ADVANCE OF THE NEED OF ELECTRICAL POWER SERVICE HOOKUPS OF SIGNALIZATION / STREET LIGHTING FACILITIES. THE CONTRACTOR SHALL SUBMIT A LETTER OF REQUEST ALONG WITH AN AFFIDAVIT OF GENERAL ELECTRICAL WORK, SIGNED AND CERTIFIED BY A MASTER ELECTRICIAN.</div> <div>10. INSTALLATIONS OF NEW PULL BOXES SHALL BE PERFORMED BY A QUALIFIED ELECTRICAL CONTRACTOR. WHEN NEW PULL BOX IS REPLACING EXISTING PULL BOX, THE CONTRACTOR SHALL ADJUST CONDUITS AND CABLES TO FIT THE NEW PULL BOX ELEVATION. COST OF ADJUSTMENTS IS INCLUDED IN THE PULL BOX PAY ITEM.</div> <div>11. THE CONTRACTOR SHALL RESPOND TO ALL TROUBLE CALL DISPATCHES AND REPORTED MALFUNCTIONS OF TRAFFIC SIGNAL WITHIN (2) HOURS. CLEAR DISPATCHES WITH THE TRAFFIC CONTROL CENTER (TCC) OPERATOR OR TIMING ENGINEER AT 305 592-8925 EXT. 248.</div> <div>12. THE CONTRACTOR SHALL NOTIFY THE MIAMI-DADE COUNTY TRANSPORTATION AND PUBLIC WORKS DEPARTMENT, TRAFFIC SIGNAL & SIGN DIVISION DAILY, VIA E-MAIL AND FAX (305) 477-6422, OF THE SIGNAL AND ELECTRICAL WORK LOCATIONS. ALL THE DAILY E-MAILS AND FAXES SHALL BE SENT BETWEEN 7:00 AM AND 8:00 AM.</div> <div>13. THE CONTRACTOR SHALL PROVIDE A MINIMUM OF FOUR (4) SPARE SIGNAL CONDUCTORS FROM EXISTING MAST ARM AND PEDESTRIAN POLES TO THE CONTROLLER CABINET.</div> <div>14. GALVANIZED STEEL COUPLINGS AND FITTINGS WHEN INSTALLED IN DIRECT CONTACT WITH THE SOIL OR IN CONCRETE SHALL BE COATED WITH A PROTECTIVE ANTICORROSION PAINT, ASPHALT COMPOUND, OR OTHER EQUIVALENT PROTECTION TO HELP PREVENT DETERIORATION.</div> <div>15. TYPE OF CONDUCTORS BETWEEN THE SERVICE DISCONNECT AND TRAFFIC CABINET SHALL BE RHW-2/XLP OR RHH/XLP, NO OTHER TYPE CONDUCTOR IS ALLOWED TO BE INSTALLED.</div> <div>TEMPORARY TRAFFIC CONTROL GENERAL NOTES</div> <div>1. THE MAINTENANCE OF TRAFFIC FOR THIS PROJECT SHALL BE IN ACCORDANCE WITH THE APPLICABLE FDOT INDEX NUMBERS (600 SERIES) AND THESE DOCUMENTS: THE MANUAL ON UNIFORM TRAFFIC CONTROL DEVICES FOR STREETS AND HIGHWAYS (U.S. DEPARTMENT OF TRANSPORTATION, FHWA), SHALL BE FOLLOWED IN THE DESIGN, APPLICATION, INSTALLATION, MAINTENANCE AND REMOVAL OF ALL TRAFFIC CONTROL DEVICES AND BARRIERS NECESSARY TO PROTECT THE PUBLIC AND WORKMEN FROM HAZARDS WITHIN THE PROJECT LIMITS. PEDESTRIAN AND VEHICULAR TRAFFIC SHALL BE MAINTAINED AND PROTECTED AT ALL TIMES.</div>	<div>2. LANE CLOSURE SHALL OCCUR DURING NON-PEAK HOURS. NON-PEAK HOURS ARE FROM: 10:00 P.M. TO 6:00 A.M. AND FROM 10:00 A.M. TO 3:00 P.M.</div> <div>3. THE AGENCY RESPONSIBLE FOR MAINTENANCE OF THE TRAFFIC SIGNALS AND RELATED EQUIPMENT IS MIAMI-DADE COUNTY TRAFFIC ENGINEERING DIVISION.</div> <div>4. CONTRACTOR SHALL NOTIFY MIAMI DADE TRANSIT VIA EMAIL TO CDALLAS@MIAMIDADE.GOV AND AMACHIN@MIAMIDADE.GOV THEN FOLLOW UP BY PHONE AT (305) 638-7270 AT LEAST 48 HOURS IN ADVANCE OF ANY LANE CLOSURES THAT MIGHT IMPACT BUS SERVICE. CONTRACTOR SHALL NOTIFY MICHELLE GONZALEZ IN THE TOWN OF MIAMI LAKES AT (305) 364-6100 AT LEAST 48 HOURS IN ADVANCE OF ANY LANE CLOSURES THAT MIGHT IMPACT MIAMI LAKES MOOVER SERVICE.</div> <div>5. ADVANCE CONSTRUCTION NOTICE:<div>THE CONTRACTOR SHALL FURNISH AND MAINTAIN PORTABLE CHANGING MESSAGE SIGNS (PCMS) AT EACH APPROACH TO THE WORK ZONE ON NW 67TH AVE. 500 FEET IN ADVANCE OF THE FIRST WORK ZONE SIGN, 500 FEET IN ADVANCE OF THE FIRST WORK ZONE SIGN ON NW 167TH ST. EASTBOUND AND 500 FEET EAST OF NW 67TH AVE. FOR THE WESTBOUND APPROACH. MESSAGES FOR THE PCMSs SHALL BE AS INDICATED BELOW OR AS DIRECTED BY THE ENGINEER:</div><div><div>STARTING 2 WEEK PRIOR TO COMMENCEMENT OF CONSTRUCTION.</div><div><div>NW 67 AV CONST</div><div>BEGIN "BEGIN DATE" "WORKING HOURS"</div></div><div>DURING CONSTRUCTION.</div><div><div>NW 67 AV CONST AHEAD</div><div>EXPECT DELAYS "WORKING HOURS"</div></div></div></div>
TRAFFIC CONTROL PHASES:		
PHASE 1		
1. PLACE ALL TRAFFIC CONTROL DEVICES, TEMPORARY SIGNING AND PCMS NECESSARY TO CLOSE THE OUSIDE LANE ON NW 67TH AVE SOUTHBOUND AND NORTHBOUND, AND ON NW 167TH ST EASTBOUND IN ACCORDANCE TO FDOT STANDARD INDEX NO. 613, 616, AND 617, AND PLACE PCMSs AS INDICATED ABOVE.		
2. MAINTAIN PEDESTRIAN TRAFFIC DURING SIDEWALK CONSTRUCTION AS PER INDEX 660.		
3. CONSTRUCT WIDENING, CONCRETE CURB & GUTTER, CURB RAMPS, SIDEWALK, PLACE SOD OF PALMETTO ST. AUGUSTINE VARIETY, PLACE DETECTABLE WARNING SURFACES, CONSTRUCT SIGNALIZATION AND PLACE ALL PROPOSE SIGNAGE.		
PHASE 2		
1. PLACE ALL TRAFFIC CONTROL DEVICES, TEMPORARY SIGNING AND PCMS NECESSARY TO CLOSE THE INSIDE LANE ON NW 67TH AVE SOUTHBOUND AND NORTHBOUND, AND THE OUTSIDE LANE ON NW 167TH ST EASTBOUND IN ACCORDANCE TO FDOT STANDARD INDEX NO. 613, 616, AND 617, AND PLACE PCMSs AS INDICATED ABOVE.		
2. MAINTAIN PEDESTRIAN TRAFFIC DURING SIDEWALK CONSTRUCTION AS PER INDEX 660.		
3. CONSTRUCT WIDENING, CONCRETE CURB & GUTTER, MEDIAN CROSSING RAMPS, SIDEWALK, PLACE SOD OF PALMETTO ST. AUGUSTINE VARIETY, PLACE DETECTABLE WARNING SURFACES, CONSTRUCT SIGNALIZATION AND PLACE ALL PROPOSE SIGNAGE.		
PHASE 3		
1. PLACE ALL TRAFFIC CONTROL DEVICES, TEMPORARY SIGNING AND PCMS NECESSARY TO CLOSE NO MORE THAN TWO (2) LANES AT A TIME ON NW 67TH AVE NORTHBOUND, AND ON NW 167TH ST EASTBOUND, AND ONE (1) LANE AT A TIME ON NW 67TH AVE SOUTHBOUND IN ACCORDANCE TO FDOT STANDARD INDEX NO. 613, 616, AND 617, AND PLACE PCMSs AS INDICATED ABOVE.		
2. MAINTAIN PEDESTRIAN TRAFFIC DURING SIDEWALK CONSTRUCTION AS PER INDEX 660.		
3. MILL AND RESURFACE AND PLACE FINAL FRICTION COURSE AND FINAL PAVEMENT MARKINGS.		
4. OPEN ALL LANES TO TRAFFIC.		

REVISIONS				<div>MARLIN ENGINEERING</div> <div>RAFAEL A. LAGOS, P.E. • P.E. No.: 51412 1700 NW 66 Ave., Ste. 106 • Plantation, FL 33313 (305) 477-7575 • C.A. No. 6104</div>	<div>MIAMI LAKES</div> <div>Growing Beautifully</div>	GENERAL NOTES	SHEET NO.
DATE	DESCRIPTION	DATE	DESCRIPTION				4



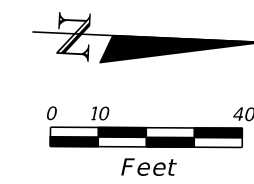
TYPICAL SECTION
NW 67th AVENUE
STA. 101+78.80 TO STA. 111+83.33
DESIGN SPEED = 45 MPH

MILLING
MILL EXISTING ASPHALT PAVEMENT (1")

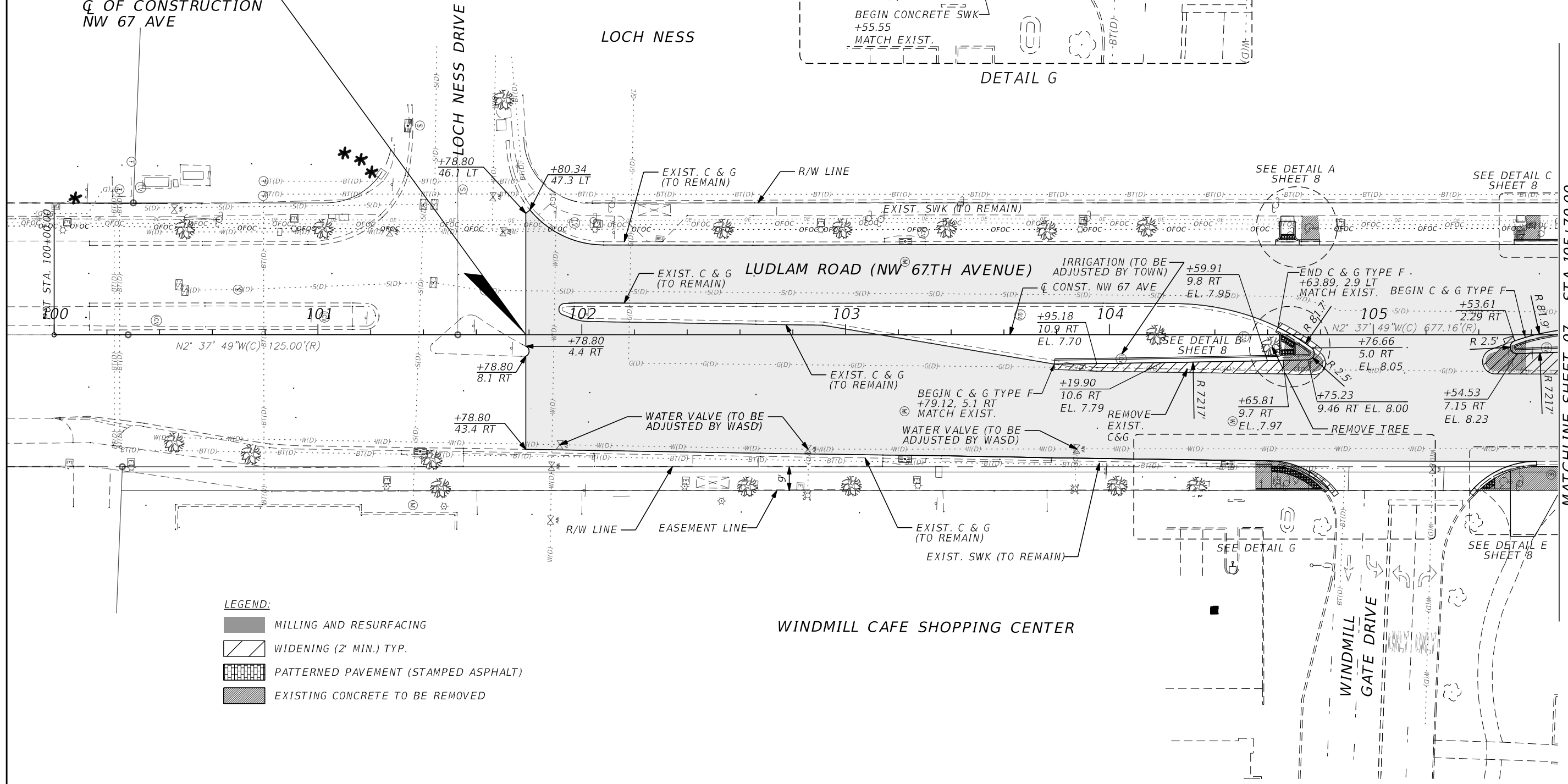
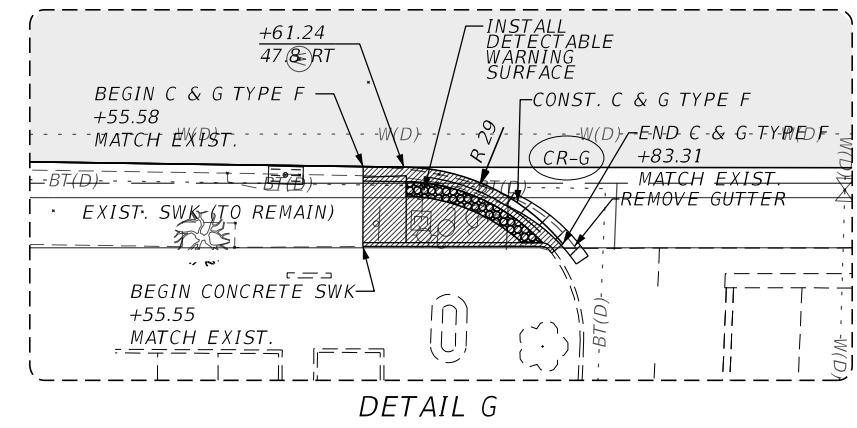
RESURFACING
FRICTION COURSE (FC-9.5) (1") (PG 76-22)

WIDENING
OPTIONAL BASE GROUP 6 (TYPE-12.5 ONLY)
TYPE SP STRUCTURAL COURSE (TRAFFIC C) (2")
FRICTION COURSE FC-9.5 (1") (PG 76-22)

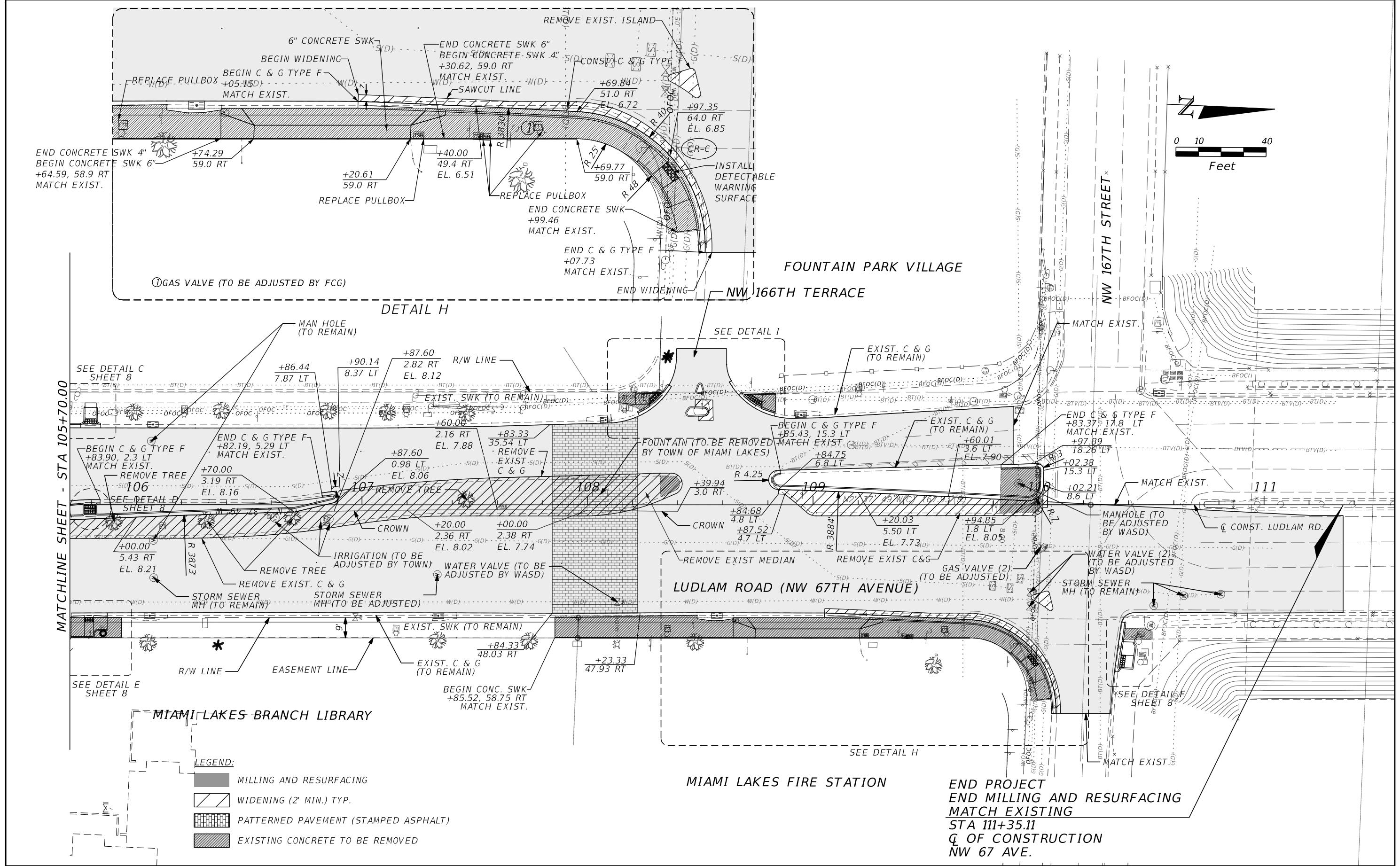
REVISIONS				<div><div> ENGINEERING</div><div>RAFAEL A. LAGOS, P.E. • P.E. No.: 51412 1700 NW 66 Ave., Ste. 106 • Plantation, FL 33313 (305) 477-7575 • C.A. No. 6104</div></div>	<div><div> MIAMILAKES</div><div>Growing Beautifully</div></div>	TYPICAL SECTION	SHEET NO.
DATE	DESCRIPTION	DATE	DESCRIPTION				5



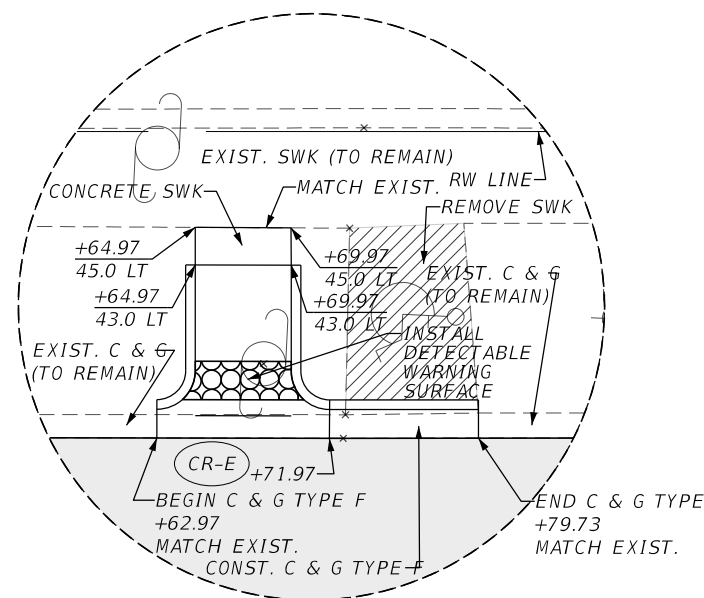
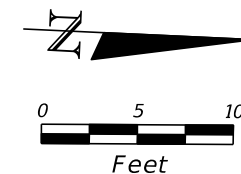
BEGIN PROJECT
BEGIN MILLING AND RESURFACING
MATCH EXISTING
STA 101+78.80
Q OF CONSTRUCTION
NW 67 AVE



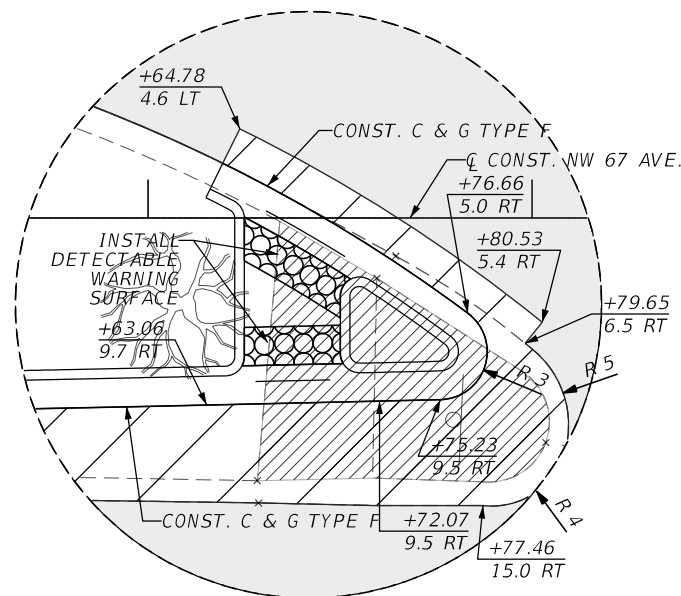
- LEGEND:
- MILLING AND RESURFACING
 - WIDENING (2' MIN.) TYP.
 - PATTERNED PAVEMENT (STAMPED ASPHALT)
 - EXISTING CONCRETE TO BE REMOVED



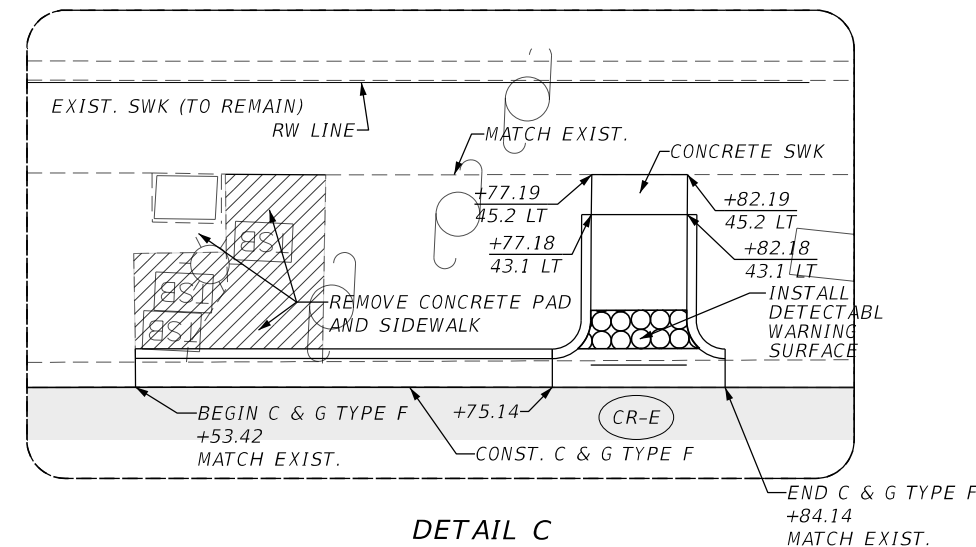
REVISIONS				<div>MARLIN ENGINEERING</div> <div>RAFAEL A. LAGOS, P.E. • P.E. No.: 51412 1700 NW 66 Ave., Ste. 106 • Plantation, FL 33313 (305) 477-7575 • C.A. No. 6104</div>	<div><div>MIAMI LAKES</div><div>Growing Beautifully</div></div>	ROADWAY PLAN		SHEET NO. 7
DATE	DESCRIPTION	DATE	DESCRIPTION					



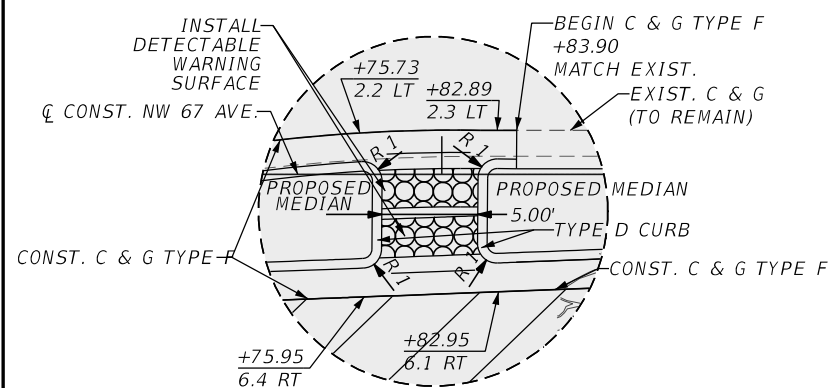
DETAIL A



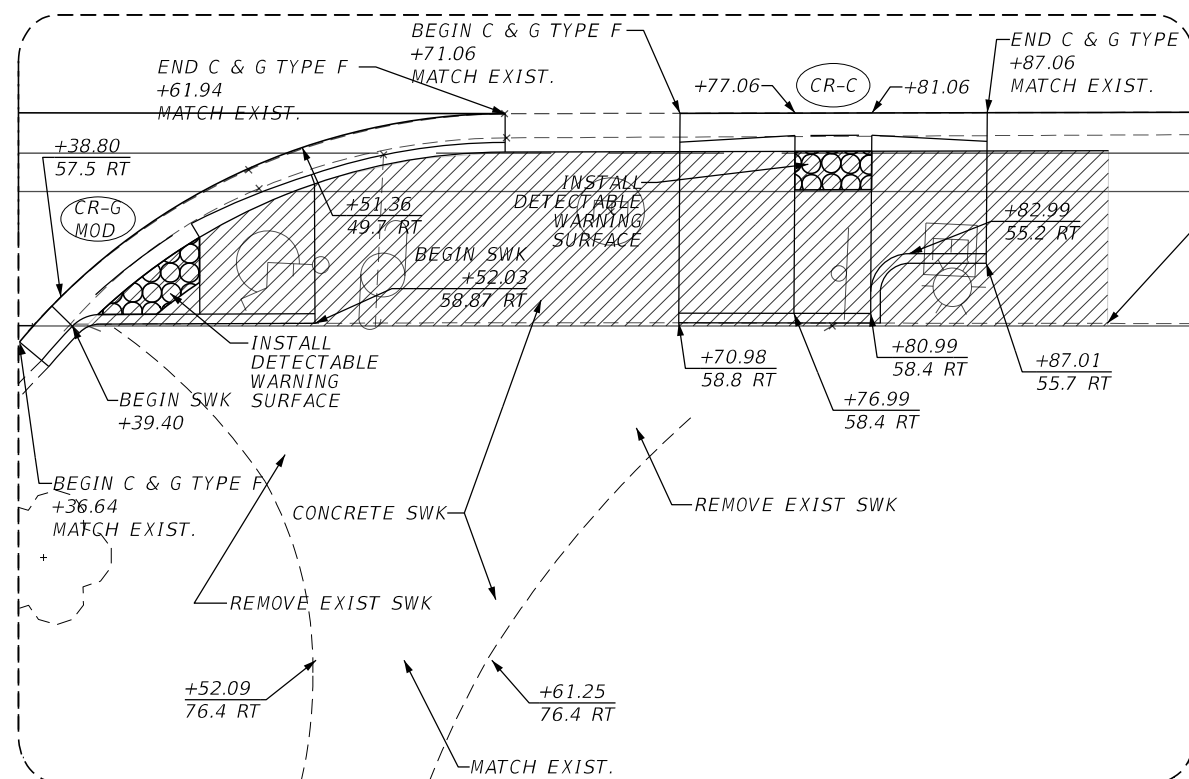
DEPRESSED SIDEWALK
DETAIL B



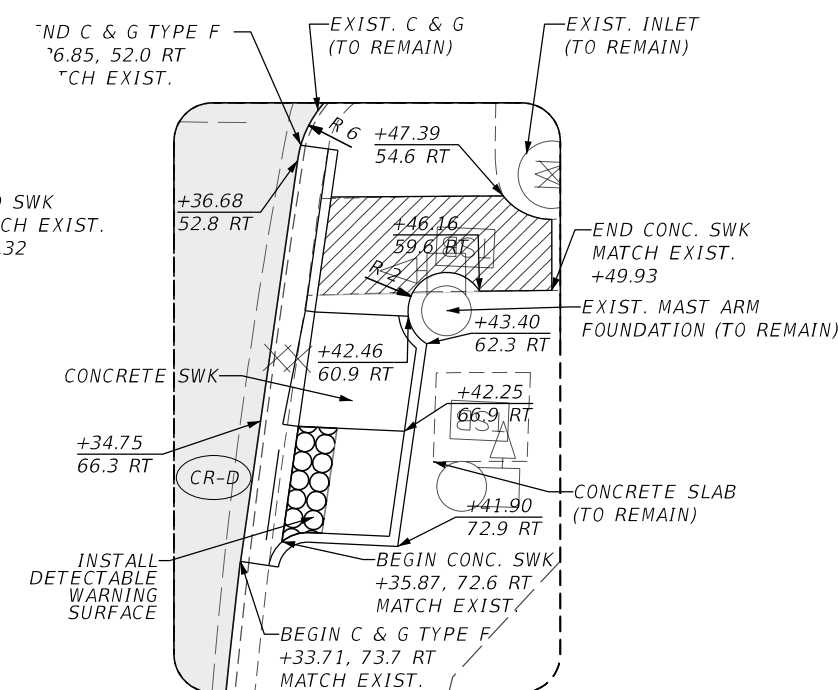
DETAIL C



MEDIAN CROSSING
DEPRESSED SIDEWALK
DETAIL D



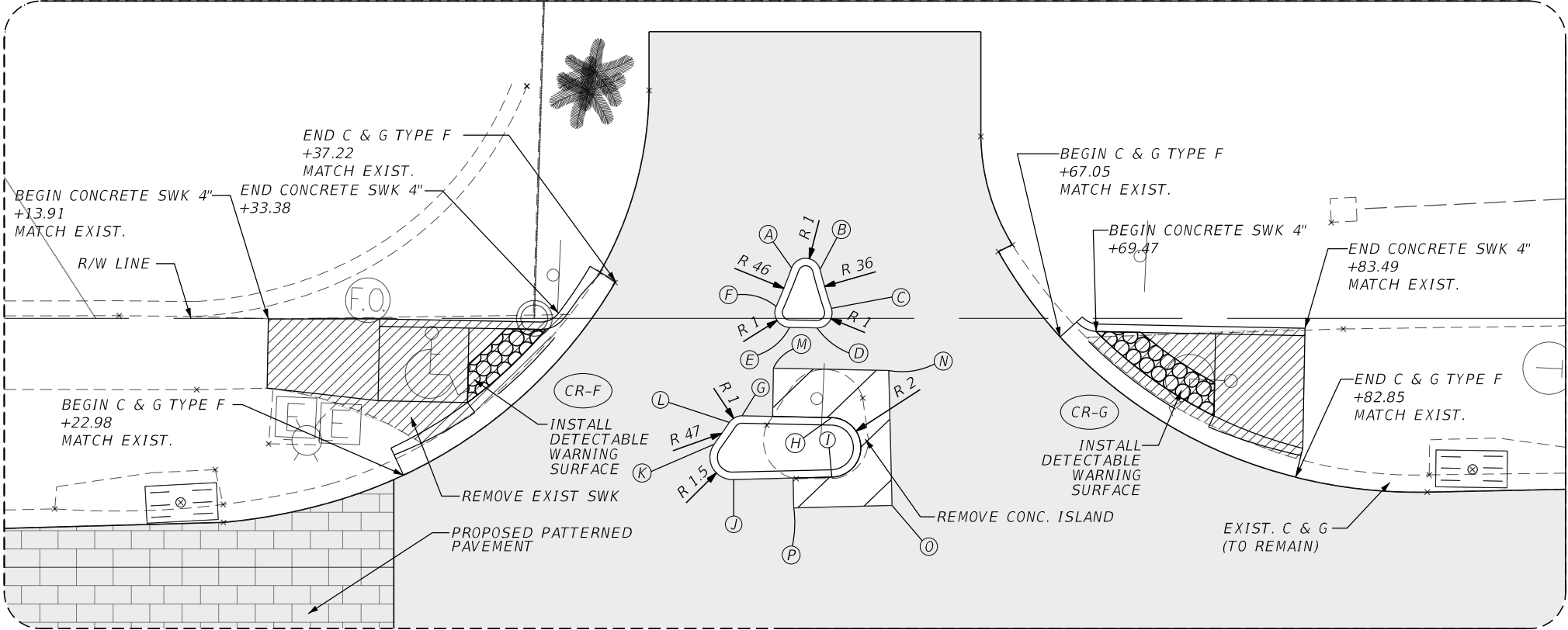
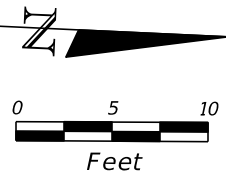
DETAIL E



DETAIL F

- LEGEND:
- WIDENING
 - EXISTING CONCRETE TO BE REMOVED

REVISIONS				MARLIN ENGINEERING	MIAMI LAKES Growing Beautifully	SPECIAL DETAILS	SHEET NO.
DATE	DESCRIPTION	DATE	DESCRIPTION				
				RAFAEL A. LAGOS, P.E. • P.E. No.: 51412 1700 NW 66 Ave., Ste. 106 • Plantation, FL 33313 (305) 477-7575 • C.A. No. 6104			8



DETAIL 1

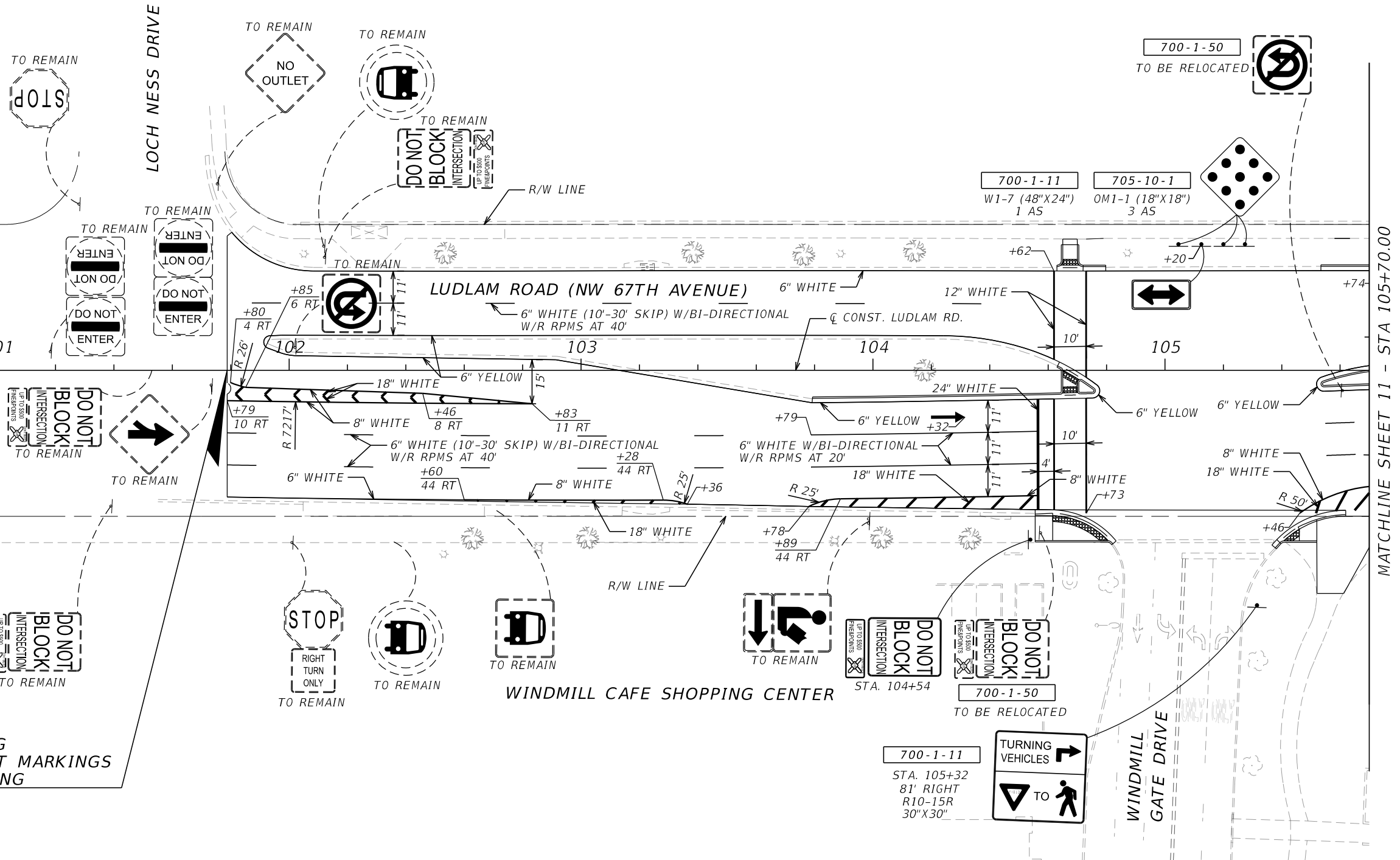
POINT	PARTIAL STATION	OFFSET	SIDE
A	+49.03	53.38	LT
B	+50.93	53.28	LT
C	+51.69	50.67	LT
D	+50.73	49.36	LT
E	+48.88	49.39	LT
F	+47.99	50.79	LT
G	+45.70	43.46	LT
H	+51.71	43.34	LT

POINT	PARTIAL STATION	OFFSET	SIDE
I	+51.72	39.34	LT
J	+45.14	39.18	LT
K	+43.83	41.56	LT
L	+44.85	43.01	LT
M	+47.81	46.65	LT
N	+55.55	46.5	LT
O	+55.77	37.44	LT
P	+49.17	37.28	LT

LEGEND:

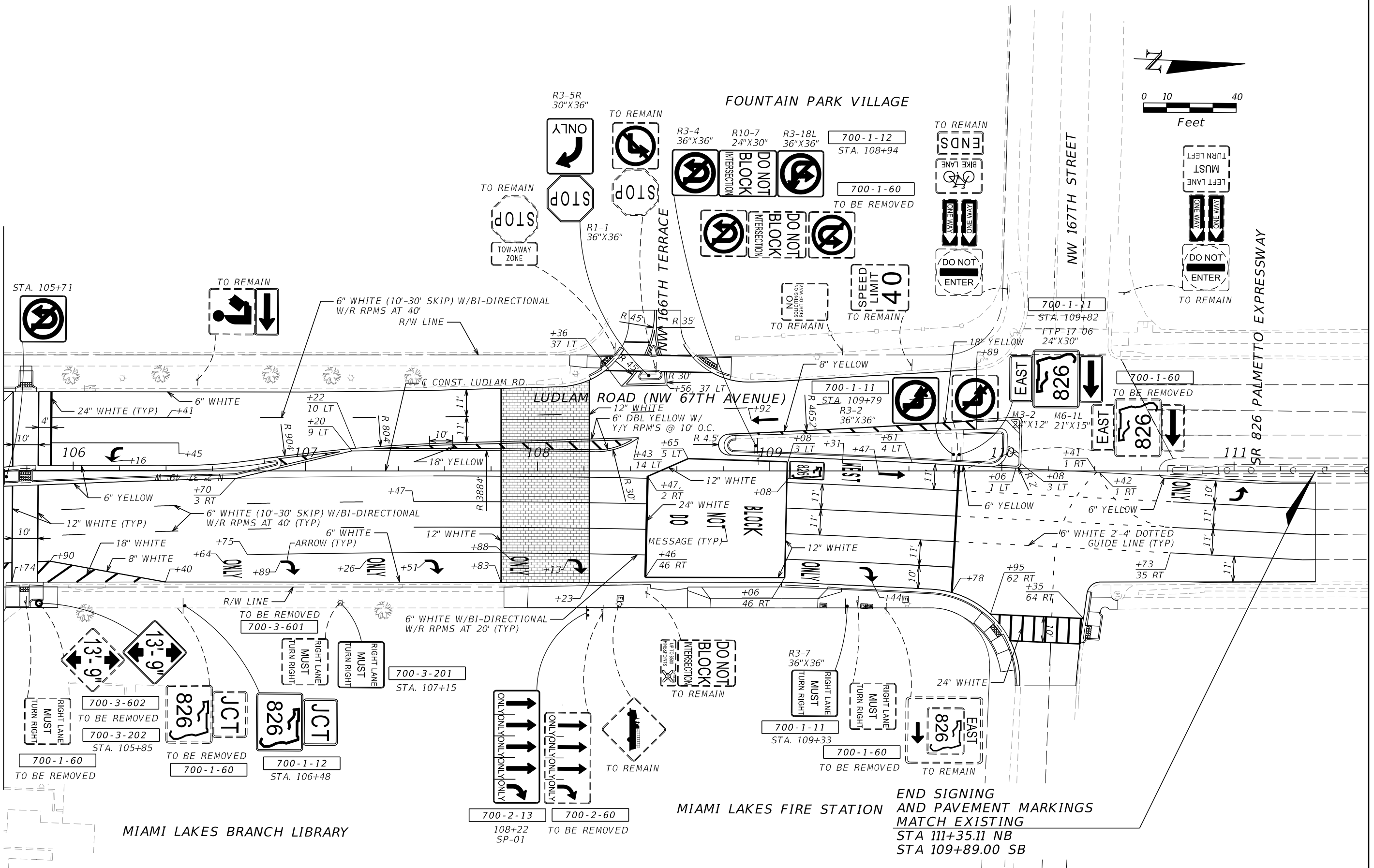
WIDENING

EXISTING CONCRETE TO BE REMOVED



REVISIONS				 RAFAEL A. LAGOS, P.E. • P.E. No.: 51412 1700 NW 66 Ave., Ste. 106 • Plantation, FL 33313 (305) 477-7575 • C.A. No. 6104	 Growing Beautifully	<i>SIGNING AND PAVEMENT MARKING PLAN</i>	SHEET NO.
DATE	DESCRIPTION	DATE	DESCRIPTION				
							10

MATCHLINE SHEET 10 - STA 105+70.00



REVISIONS				<div>MARLIN ENGINEERING</div> <div>RAFAEL A. LAGOS, P.E. • P.E. No.: 51412 1700 NW 66 Ave., Ste. 106 • Plantation, FL 33313 (305) 477-7575 • C.A. No. 6104</div>	<div>MIAMI LAKES</div> <div>Growing Beautifully</div> <div>ediaz</div>	SIGNING AND PAVEMENT MARKING PLAN	SHEET NO. 11
DATE	DESCRIPTION	DATE	DESCRIPTION				

END SIGNING
AND PAVEMENT MARKINGS
MATCH EXISTING
STA 111+35.11 NB
STA 109+89.00 SB

Diagram illustrating three different ways to represent a 3-SET, 1-WAY AS configuration using a 5x5 grid (AS).

Configuration 1: Top row: [2][4][6]. Bottom row: [R][Y][G]. Label: 3-SET., 1-WAY 6 AS. Box: 650-1-14.

Configuration 2: Top row: [5][2]. Bottom row: [R][Y][Y][G][G]. Label: 5-SET., 1-WAY 1 AS. Box: 650-1-18.

Configuration 3: Top row: [4R]. Bottom row: [R][Y][G][Y][G]. Label: 5-SET., 1-WAY 1 AS. Box: 650-1-18.

Technical drawing of a rectangular street name sign. The sign is 6'-0" wide and 2'-0" high. It features a double border and contains the text "NW 67 AV" on the top line and "Ludlam Rd" on the bottom line. Dimensions for the sign and its components are provided in feet and inches.

Dimension	Value
Overall Width	6'-0"
Overall Height	2'-0"
Top Line Spacing (Top to First Line)	4.7"
Top Line Spacing (First to Second Line)	6"
Top Line Spacing (Second to Third Line)	2.6"
Top Line Spacing (Third to Bottom)	8"
Bottom Line Spacing (Bottom to Third Line)	2.7"
Bottom Line Spacing (Third to Second Line)	8"
Bottom Line Spacing (Second to First Line)	2.6"
Bottom Line Spacing (First to Top)	8"
Left Margin (Inner to Outer)	9.15"
Right Margin (Inner to Outer)	9.15"
Text Width (Inner)	53.7"
Text Height (Inner)	13.3"

Technical drawing of a rectangular sign for "Windmill Gate Rd". The sign has a double-line border. Dimensions are provided in feet and inches.

Overall Dimensions:

- Overall Width: 6'-0"
- Overall Height: 2'-0"

Internal Dimensions and Spacing:

- Left Margin: 15.7"
- Right Margin: 15.7"
- Top Margin: 13.3"
- Bottom Margin: 8"
- Text Width: 40.6"

Text: Windmill Gate Rd

Right Side Dimensions (from top to bottom):

- 2.7"
- 2.6"
- 8"
- 2.7"

PHASE 1

PHASE 2

PHASE 3

TF 1

TF 2

TF 3

2 + 5

2 + 6

4 + 4B

4B

6

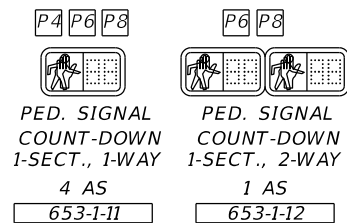
6B

8

8B

1. PEDESTRIAN MOVEMENT P4 & P8 ON ACTUATION ONLY- UPON ACTIVATION: OMIT 4 & 4R FOR DURATION OF PED TIMING
2. TF 1 AND TF 3 SHALL BE ON ACTUATION ONLY

DETECTOR #	MOVEMENT	ZONE
V1	4, 4R	V4A, V4B
V2	6	V6A
V3	2, 5	V2A, V5A





The diagram illustrates a pedestrian crossing signal system with four distinct stages, each represented by a hand symbol and a corresponding instruction:

- START CROSSING:** Indicated by a white hand symbol with a black outline. The instruction is "START CROSSING" and "Watch For Vehicles".
- DON'T START:** Indicated by a red hand symbol with a black outline. The instruction is "DON'T START" and "Finish Crossing If Started".
- TIME REMAINING:** Indicated by a green hand symbol with a black outline. The instruction is "TIME REMAINING" and "To Finish Crossing".
- DON'T CROSS:** Indicated by a red hand symbol with a black outline. The instruction is "DON'T CROSS".

Below the four stages, there is a section for the pedestrian to initiate the crossing:

- PUSH BUTTON:** A black arrow points to the right, with the text "PUSH BUTTON" above it and "TO CROSS" below it.

*R10-3E
9"X15"
(INCLUDED
IN
655-11)

3 EA

*R10-3E
9"X15"
*(INCLUDED
IN
655-11)

3 EA

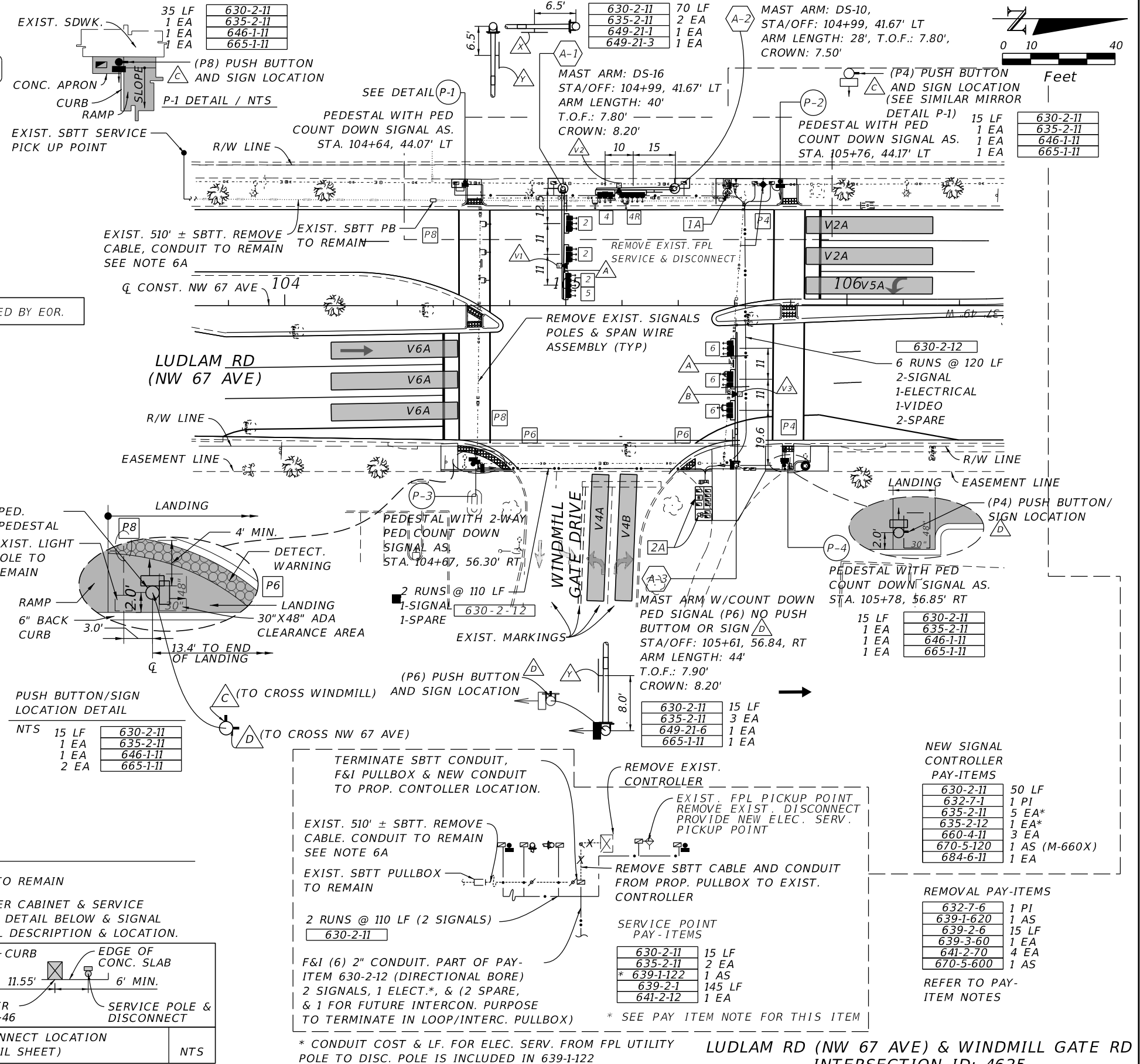
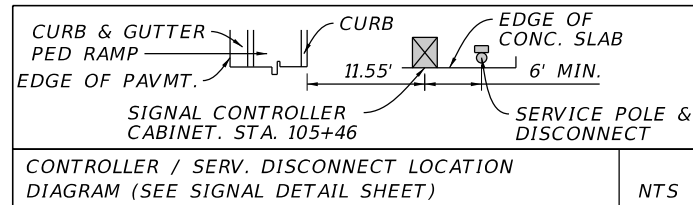
660-4-12	3 EA
----------	------

FOR VIDEO DETECTION
INSTALLATION SEE SPECIAL
SIGNALS DETAIL SHEET

NOTES LEGEND:

1A EXISTING LIGHT POLE TO REMAIN

2A NEW SIGNAL CONTROLLER CABINET & SERVICE DISCONNECT POLE. SEE DETAIL BELOW & SIGNAL DETAIL SHEET FOR FULL DESCRIPTION & LOCATION.



REVISIONS			
DATE	DESCRIPTION	DATE	DESCRIPTION

MARLIN
ENGINEERING

RAFAEL A. LAGOS, P.E. • P.E. No.: 51412
1700 NW 66 Ave., Ste. 106 • Plantation, FL 33313
(305) 477-7575 • C.A. No. 6104

MIAMI LAKES
Growing Beautifully

SIGNALIZATION PLAN

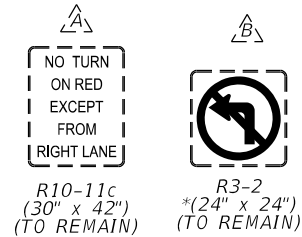
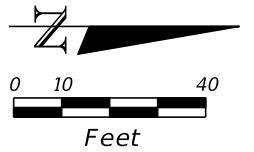
SHEET
NO.

13

Figure 1 illustrates the step-by-step construction of a signal head for a 2V/6V intersection. The sequence of diagrams shows the progression from a single 4-way signal head to a complex 2V/6V configuration. Each diagram includes a label indicating the existing signal head to remain and the number of AS (Approach Signal) units.

- Diagram 1: 4-way signal head. Label: EXIST. SIGNAL HEAD (TO REMAIN).
- Diagram 2: 4R signal head. Label: EXIST. SIGNAL HEAD (TO REMAIN).
- Diagram 3: 3/8 signal head. Label: EXIST. SIGNAL HEAD (TO REMAIN) 1 AS.
- Diagram 4: 2A/6A/8 signal head. Label: EXIST. SIGNAL HEAD (TO REMAIN) 9 AS.
- Diagram 5: 3/5 signal head. Label: EXIST. SIGNAL HEAD (TO REMAIN) 3 AS.
- Diagram 6: 1/6 signal head. Label: EXIST. SIGNAL HEAD (TO REMAIN) 1 AS.
- Diagram 7: 2V/6V signal head. Label: EXIST. SIGNAL HEAD (TO REMAIN).

1. INITIAL SIGNAL TIMING TO BE PROVIDED BY EOR.
2. EXISTING CONDUITS BEFORE BEING UTILIZED SHALL HAVE A BRUSH OR A SWAB PULLED THROUGH TO MAKE CERTAIN THAT CONDUITS ARE FREE FROM OBSTRUCTION. COST OF THIS WORK SHALL BE INCLUDED IN THE PAY ITEM 632-7-2.



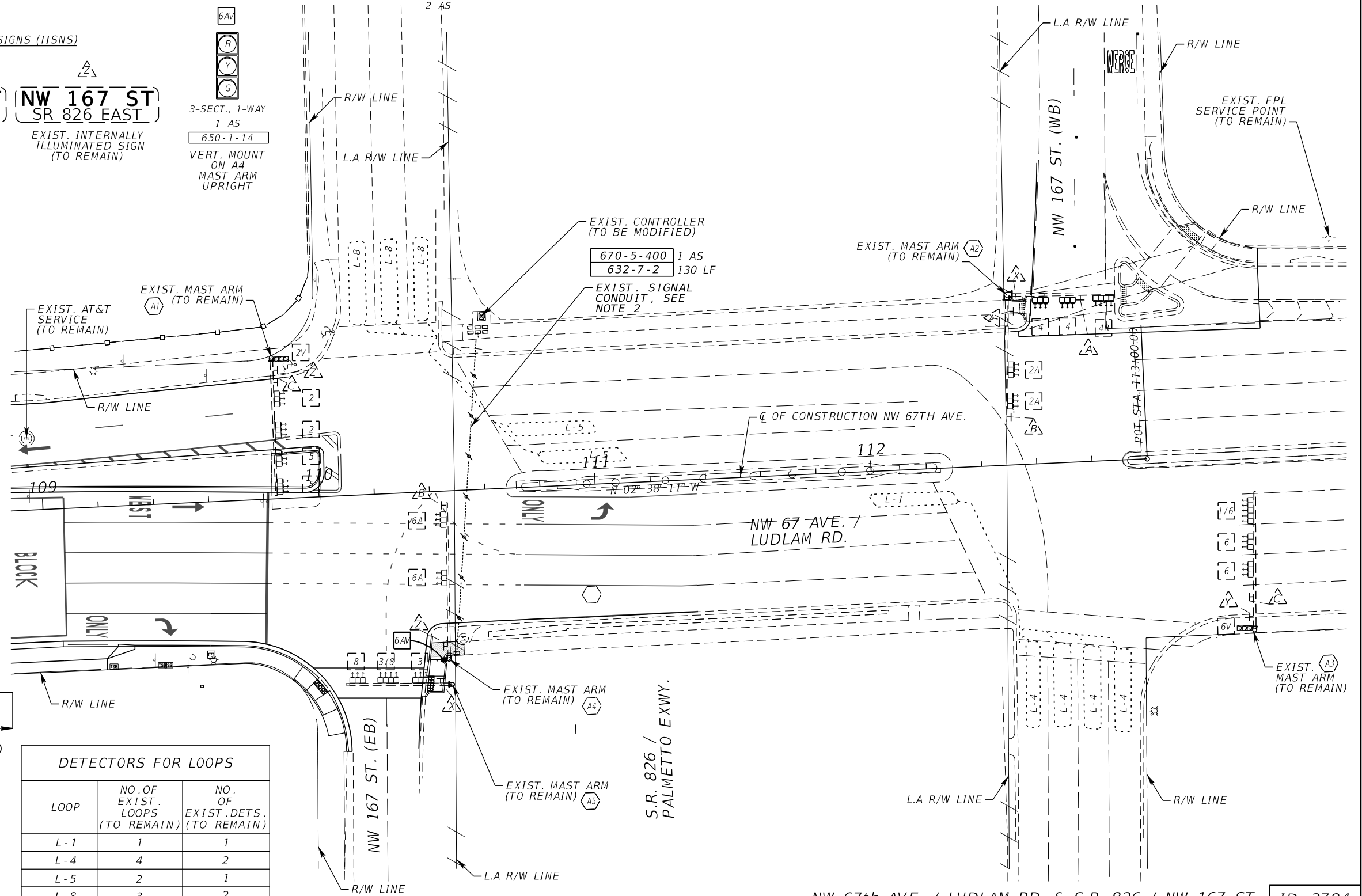
- MAJOR STREET IS LUDLAM RD / NW 67 AVE
- MINOR STREETS ARE NW 167 ST (EB & WB)
- SOP COORDINATED W/ INTERSECTION ID# 3783
- EXISTING FIRE STATION PRE-EMPTION (TO REMAIN)
- MOVEMENTS 1, 4, 4R, 5, 7 & 8 ACTUATED
- MOVEMENTS 2, 2A, 6 & 6A RECALL
- FLASHING OPERATION: 2 & 6 YELLOW; 1,4,5,7 & 8 RED

Figure 1 illustrates a five-stage pipeline with feedback. The stages are labeled TF 1 through TF 5. Each stage has two inputs and one output. The inputs and outputs are defined as follows:



- TF 1:** Inputs are $(1 + 6)$ and $(2 + 6A)$; Output is (4) .
- TF 2:** Inputs are $(2A + 6)$ and $(2 + 6A)$; Output is $(4B + 7)$.
- TF 3:** Inputs are $(2A + 6)$ and $(2 + 5)$; Output is $(2 + 5)$.
- TF 4:** Inputs are $(1 + 6)$ and $(3 + 8)$; Output is $(2 + 5)$.
- TF 5:** Inputs are (4) and $(4B + 7)$; Output is $(2 + 5)$.

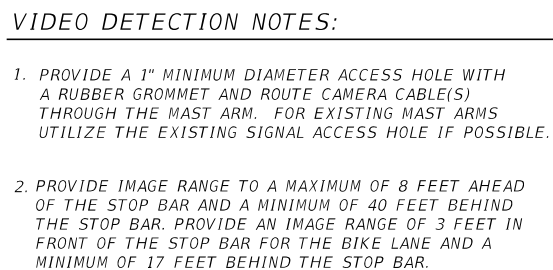
The output of TF 5 is fed back into the input of TF 1.

DETECTORS FOR LOOPS		
LOOP	NO.OF EXIST. LOOPS (TO REMAIN)	NO. OF EXIST.DETS (TO REMAIN)
L-1	1	1
L-4	4	2
L-5	2	1
L-8	3	2



NW 67th AVE. / LUDLAM RD. & S.R. 826 / NW 167 ST. ID: 3784

REVISIONS				 RAFAEL A. LAGOS, P.E. • P.E. No.: 51412 1700 NW 66 Ave., Ste. 106 • Plantation, FL 33313 (305) 477-7575 • C.A. No. 6104	 MIAMI LAKES Growing Beautifully	<i>SIGNALIZATION PLAN</i>	SHEET NO.
DATE	DESCRIPTION	DATE	DESCRIPTION				14



DESIGNATION	TYPE	FUNCTION
A	2" PVC	TELEPHONE
B	2" PVC	LOOPS/VIDEO
C	2" PVC	SPARE
D	2" PVC	INTERCONNECT (IN)
E	1" PVC	GROUND ROD
F	2" PVC	ELECTRICAL
G	3" PVC	SIGNAL CABLE
H	3" PVC	SIGNAL CABLE
I	2" PVC	INTERCONNECT (OUT)

NOTES:

1. PULL BOX LOCATION AND ORIENTATION MAY VARY. LOCATION OF CONDUIT SHALL NOT CHANGE FROM DESIGNATED PULL BOX.
2. REINFORCING STEEL SHALL BE IN ACCORDANCE WITH ASTM A615 GRADE 60.
3. OUTSIDE EDGES OF SLAB SHALL BE CAST AGAINST FORM WORK.
4. USE CLEAN FREE DRAINING SAND LESS THAN 5% PASSING No. 200 SIEVE FOR BASE (4").
5. CONCRETE AND REINFORCING FOR SLAB SHALL BE INCLUDED IN THE PRICE FOR CONTROLLER CABINET.



REVISIONS			
DATE	DESCRIPTION	DATE	DESCRIPTION

MARLIN
ENGINEERING

RAFAEL A. LAGOS, P.E. • P.E. No.: 51412
1700 NW 66 Ave., Ste. 106 • Plantation, FL 33313
(305) 477-7575 • C.A. No. 6104

MIAMI LAKES
Growing Beautifully

*SPECIAL SIGNAL
INSTALLATION DETAILS*

SHEET
NO.

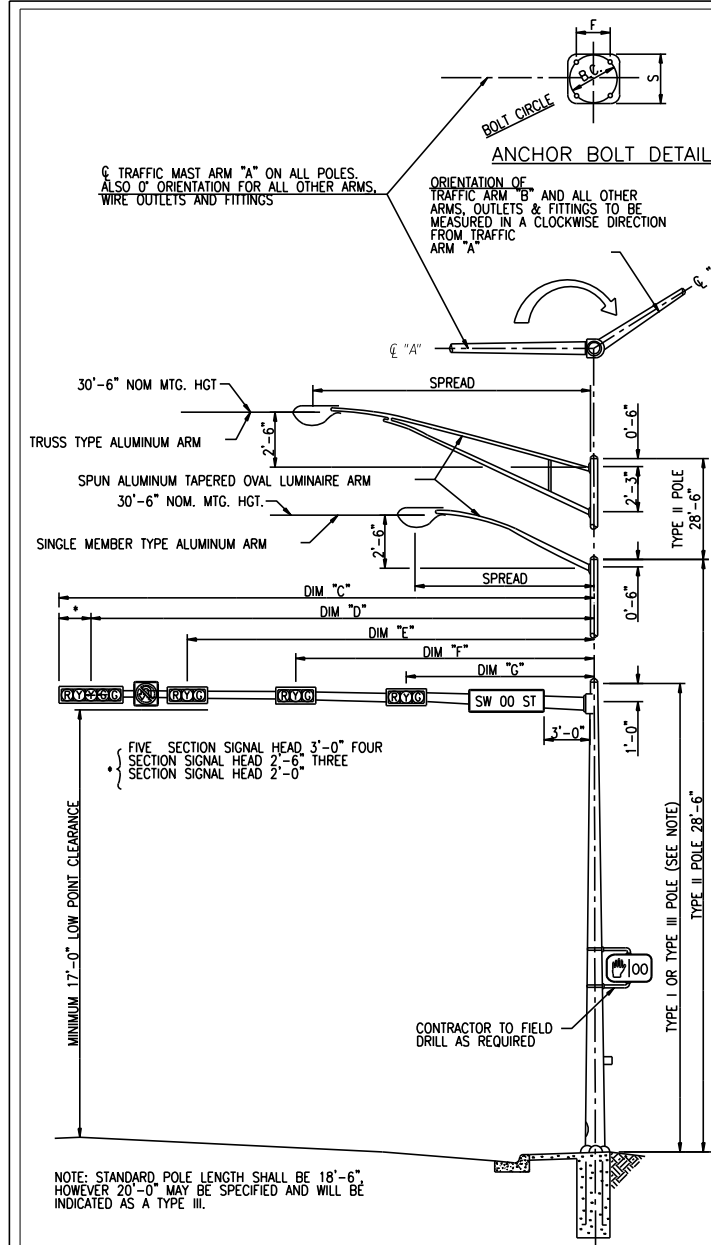
15

\$USER\$

SDATES

\$TIMES\$

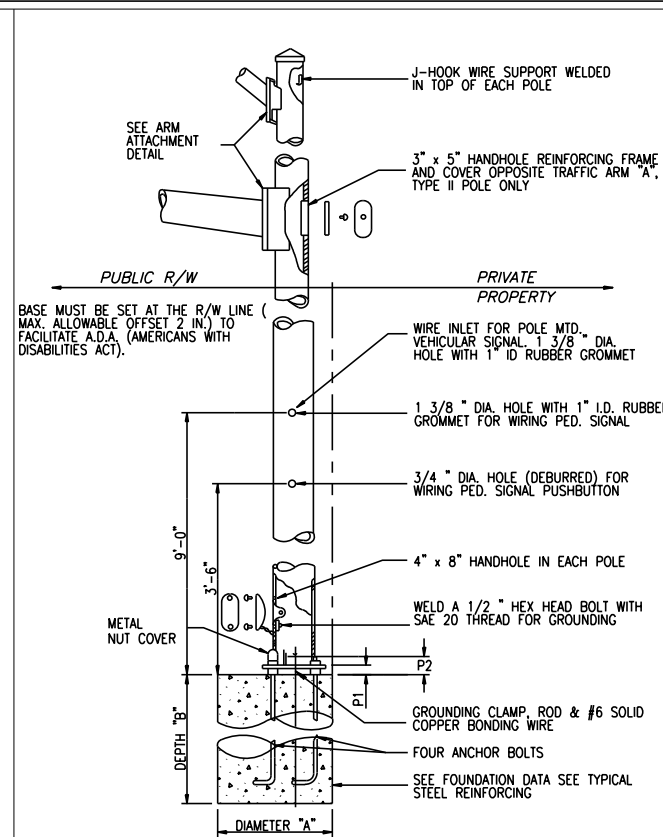
SFILES



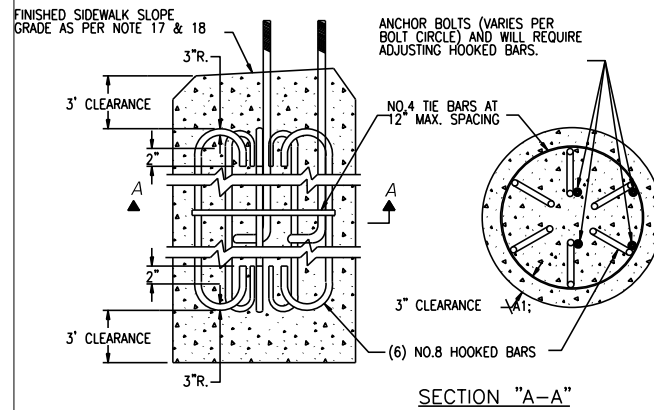
TRAFFIC MAST ARM & ORIENTATION DETAIL

BASE PLATE AND FOUNDATION DATA									
POLE SIZE	BOLT CIRCLE	F	S	P ₁	P ₂	ANCHOR BOLT 1 DIAMETER	LENGTH	* CONC. FOOTING 2 DIAMETER "A"	DEPTH "B"
3 GA. 11.0" 13.0" 15.0"	15" 18" 22"	10 5/8" 12 3/4" 15 1/2"	15 5/8" 18 1/2" 23"	3 5/8" 4 1/4" 5"	6 3/4" 7" 8"	1 3/4" 1 3/4" 2"	90" 90" 90"	36" 36" 36"	9'-9" 11'-0" 11'-0"
0 GA. 15.0"	22"	15 1/2"	23"	5"	8"	2"	90"	36"	12'-0"
0.3125X17"	25"	17 1/2"	25 3/8"	5"	11"	2"	90"	48"	14'-0"
0.3125X18"	26"	18 5/16"	26 3/8"	5"	11"	2"	90"	48"	14'-0"
0.375X18"	27"	19 1/2"	27 3/8"	5"	11"	2"	90"	48"	17'-0"
0.375X18"	26"	18 5/16"	26 3/8"	5"	11"	2"	90"	48"	17'-0"

- ANCHOR BOLT LENGTH INCLUDES HOOK
- FOUNDATION TO BE CONCRETE CLASS IV - 4000 p.s.i. MINIMUM STRENGTH IN 28 DAYS



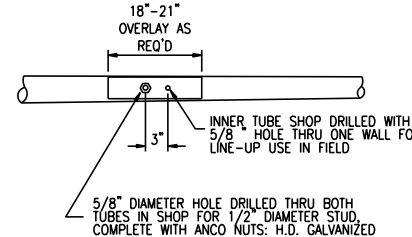
TRAFFIC MAST ARM & ORIENTATION DETAIL



POLE CONCRETE FOUNDATION TO BE POURED IN ONE SINGLE POUR AND ACCORDING TO SECTION 346 AND B455 PLACING CONCRETE OF THE FLORIDA DEPARTMENT OF TRANSPORTATION STANDARD SPECIFICATIONS FOR ROADS AND BRIDGES.

TYPICAL STEEL REINFORCING

POLE BASE PLATE THICKNESS TABLE	
DS-1 THRU DS-20	1 3/4 in
DS-21 THRU DS-25	2 in
DS-26 THRU DS-28	2 1/4 in
DS-29 THRU DS-36	2 1/2 in



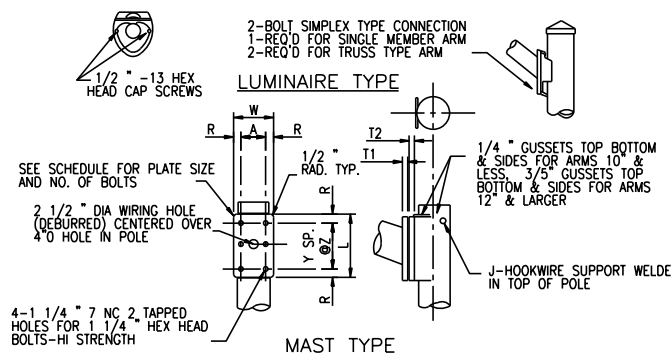
TELESCOPIC SPLICE DETAIL FOR ARM LENGTHS OVER 38 FEET

MATERIAL SPECIFICATIONS

- TAPERED UPRIGHT POLES AND MAST ARMS SHALL BE ROUND OR POLYGONAL (MIN 12 SIDES) IN CROSS-SECTION, FABRICATED FROM SAE 1020 STEEL PROCESSED TO ACHIEVE A MINIMUM YIELD STRESS OF 55,000 PSI AND CONFORMING TO THE REQUIREMENTS OF ASTM A 595 (GRADE A) FOR POLES OF UP TO 13" AND A572 (GRADE 60) FOR 15" POLES.
- CAST ANCHOR BASE AND HANDHOLE FRAME - ASTM A27 GRADE 65-35. (SEE NOTE 2)
- HANDHOLE COVER PLATE - 11 GAUGE STEEL SAE 1015.
- CAST ALUMINUM POLE TOP - ALUMINUM ALLOY #43.
- ANCHOR BOLTS TO BE HIGH STRENGTH STEEL HAVING 55,000 PSI MINIMUM YIELD STRESS 95,000 PSI ULTIMATE CONFORMING TO ASTM A 576. (SEE NOTE 2)
- ALL NUTS AND BOLTS LESS THAN 5/8" DIAMETER TO BE PASSIVATED STAINLESS STEEL AISI-300 SERIES, COMMERCIAL GRADE.
- ALL OTHER NUTS AND BOLTS 5/8" DIAMETER AND OVER SHALL CONFORM TO ASTM A 307 AND BE GALVANIZED IN ACCORDANCE WITH ASTM A 153 SPECIFICATION.
- WELDING ROD ASTM A 233-CLASS E 60 XX OR E 70 XX. (SEE NO. 14)
- GALVANIZING OF ALL STEEL COMPONENTS SHALL CONFORM TO ASTM A 123 SPECIFICATION SPECIAL ATTENTION SHOULD BE GIVEN TO PARAGRAPH 9A WHICH COVERS APPEARANCE OF THE GALVANIZED SURFACE. SURFACE MUST HAVE A REASONABLE UNIFORMITY OF APPEARANCE, WITH NO EXCESSIVE BUILDUP OF DROSS OR FLUX, AND NO UNCOATED OR BLACK SPOTS. FAILURE TO COMPLY WITH THESE REQUIREMENTS WILL BE CAUSE FOR REJECTION.
- STEEL PLATE FOR TRAFFIC ARM CONNECTION TO UPRIGHT POLE - ASTM A 36.
- BASE PLATE FOR UPRIGHT POLE ASTM A36.
- POLE TOP CAP AND ARM END CAP A48 CLASS 30 SECURED IN PLACE WITH 3 SET SCREWS PLATED HARDWARE.
- ACCESSORIES HOT DIP GALVANIZED TO ASTM A153.
- ALL WELDING RODS GMAW E70S-3 OR ER80 SD-2 AS APPROPRIATE FOR THE STEEL USED.
- ARM END CAP WITH ADDITIONAL THRU ARM END BOLT.
- ARM PLATE CONNECTING BOLTS HIGH STRENGTH.
- MAST ARM POLE CONCRETE FOUNDATIONS TO BE POURED IN ONE SINGLE POURING WITH ITS GRADE AND SLOPE OF THE FINISHED SIDEWALK. SIDEWALK FINISH GRADE SHALL BE LAID OUT AND A FORM INSTALLED IN ORDER TO ACHIEVE THIS FINAL GRADE SLOPE. DISTANCES P1 AND P2 FOR ANCHOR BOLTS SHALL BE STRICTLY ENFORCED. FOUNDATIONS POURED IN NO COMPLIANCE WITH THESE REQUIREMENTS SHALL BE COMPLETELY REMOVED AND POURED AGAIN AT CONTRACTOR'S EXPENSE.
- WHEN THE POLE CONCRETE FOUNDATION IS POURED WITHIN THE SIDEWALK AREA, THE TOP OF SAID POLE CONCRETE FOUNDATION WILL RECEIVE PROPER SIDEWALK FINISH AND WILL BECOME PART OF IT.
- IF THE ELEVATION REQUIRED BY THE POLE CONCRETE FOUNDATION IS HIGHER THAN THE ELEVATION OF THE SURROUNDING TERRAIN, OUTSIDE A SIDEWALK AREA, THE POLE CONCRETE FOUNDATION WILL BE EXTENDED SO AS TO MAINTAIN THE CONCRETE FOOTING DEPTH "B" (BELOW THE GROUND) EQUAL TO THE AMOUNT OR HEIGHT SPECIFIED IN THE FOUNDATION DATA. TYPICAL STEEL REINFORCEMENT WILL BE ADJUSTED ACCORDINGLY TO THE PROPER CLEARANCES BY INCREASING THE LENGTH OF THE HOOKED BARS. THE MAXIMUM EXTENSION SHALL BE 2'-0". IF MORE THAN 2'-0" ARE REQUIRED, THE FOOTING DEPTH "B" SHALL BE INCREASED BY THAT AMOUNT IN EXCESS OF 2'-0".
- HIGH STRENGTH BOLTS THAT HAVE BEEN USED BEFORE AND HAVE BEEN SUBJECTED TO LOAD SHALL NOT BE REUSED IN ANY ARM ATTACHMENT OR CONNECTION.
- ACCEPTABLE POLE LENGTHS ARE 18'-6" FOR TYPE I POLES AND 20'-0" FOR TYPE III POLES. POLE TAPER SHALL BE 0.14" PER FOOT IN ALL CASES.
- ANY STRUCTURAL DETAIL NOT ADDRESSED OR CONTEMPLATED IN THIS SPECIFICATION SHALL BE RESOLVED BY THE POLE MANUFACTURER WITH AN APPROACH BASED ON COMPLIANCE WITH THE AASHTO CRITERION FOR 110 MPH ISOTACH.
- PROVISIONS SHALL BE MADE TO HAVE ADEQUATE DRAINAGE CONDITIONS AT THE POLE BASE BETWEEN THE METAL BASE PLATE OF THE POLE AND THE TOP OF THE CONCRETE FOUNDATION. THIS CAN BE ACCOMPLISHED THROUGH THE USE OF GROUTING AND PVC TUBING OR A WIRE MESH SUITABLE TO KEEP AWAY MOST FORMS OF INSECT LIFE.
- CALCULATIONS USING AASHTO FORMULAS MUST BE INCLUDED WITH SUBMITTAL DATA FOR ALL ARMS AND POLES.

NOTES:

- UPRIGHT POLE AND MAST ARM SIZES ARE BASED UPON STEEL AS DESCRIBED IN SPECIFICATION-1 ABOVE. IF CROSS-SECTION OTHER THAN ROUND IS USED, OR IF STEEL OTHER THAN 55,000 PSI IS TO BE USED, BENDING STRENGTH AT LEAST EQUIVALENT TO TUBE SIZES SHOWN MUST BE PROVIDED BY ADJUSTING WALL THICKNESS. FOR POLE SHAPES OTHER THAN ROUND, THIS MINIMUM STRENGTH MUST BE PROVIDED THROUGH THE WEAKEST POLE CROSS-SECTION.
- INTERCHANGEABILITY ON BASES MUST BE MAINTAINED, AND BOLT CIRCLE DIAMETER AND ANCHOR BOLT SIZES SHOWN MUST REMAIN THE SAME. CAST BASES ARE PREFERRED. ALTERNATE TYPES MUST ALSO PROVIDE METAL NUT COVERS FOR NEAT APPEARANCE.



ARM ATTACHMENT DETAIL

MAST ARM VARIABLES									
ARM DIAMETER	W	L	T1	T2	TOTAL NO. OF BOLTS	A	R	Y	Z
5"-7"	12	17 15/16	2	1 1/4	4	8	2	1	14
8"-10"	12	17 15/16	2 9/16	1 1/4	4	8	2	1	14
12"-14"	27 15/16	19 1/16	2 5/8	2 5/8	6	22 5/16	13/16	2	6 1/8
15"	27 15/16	20 1/4	2 3/4	2 3/4	6	22 5/16	13/16	2	7 1/8
16"-16 1/4"	28 9/16	21 13/16	2 7/8	2 7/8	6	22 7/8	13/16	2	8 1/8

NOTE: ALL DIMENSIONS ARE IN INCHES

TYPICAL POLE AND ARM SIZE REQUIREMENTS

DADE COUNTY CLASS NO.	UPRIGHT POLE SIZE			TRAFFIC ARM SIZE REFER TO ITEM C BELOW
	TYPE I REFER TO ITEM B BELOW	TYPE II REFER TO ITEM B BELOW	TYPE III REFER TO ITEM B BELOW	
DS-1				11 GA. 5.0"x 3.60"x 10'-0"
DS-2				11 GA. 5.0"x 3.32"x 12'-0"
DS-3				7 GA. 6.0"x 4.04"x 14'-0"
DS-4				7 GA. 6.0"x 3.76"x 16'-0"
DS-5				7 GA. 6.0"x 3.48"x 18'-0"
DS-6				7 GA. 6.0"x 3.20"x 20'-0"
DS-7				7 GA. 7.0"x 3.92"x 22'-0"
DS-8				7 GA. 7.0"x 3.64"x 24'-0"
DS-9				7 GA. 7.0"x 3.36"x 26'-0"
DS-10				3 GA. 8.0"x 4.08"x 28'-0"
DS-11				3 GA. 8.0"x 3.80"x 30'-0"
DS-12				3 GA. 8.0"x 3.52"x 32'-0"
DS-13				3 GA. 8.0"x 3.24"x 34'-0"
DS-14				3 GA. 9.0"x 3.96"x 36'-0"
DS-15				3 GA. 9.0"x 3.68"x 38'-0"
DS-16	3 GA. 11" X TAPER X 18'-6"	3 GA. 11" X TAPER X 28'-6"	3 GA. 11" X TAPER X 20'-0"	3 GA. 9.0"x 6.83"x 15'-6" 7 GA. 7.44"x 3.80"x 26'-0"
DS-17				3 GA. 9.0"x 6.83"x 15'-6" 7 GA. 7.44"x 3.52"x 28'-0"
DS-18				3 GA. 10.0"x 7.79"x 15'-9" 7 GA. 8.44"x 4.24"x 30'-0"
DS-19				3 GA. 10.0"x 7.79"x 15'-9" 7 GA. 8.44"x 3.96"x 32'-0"
DS-20				3 GA. 10.0"x 6.43"x 25'-6" 7 GA. 7.04"x 3.68"x 24'-0"
DS-21				3 GA. 10.0"x 6.43"x 25'-6" 7 GA. 7.04"x 3.40"x 26'-0"
DS-22				3 GA. 12.0"x 8.40"x 25'-9" 7 GA. 9.04"x 5.12"x 28'-0"
DS-23	3 GA. 15" X TAPER X 18'-6"	3 GA. 15" X TAPER X 28'-6"	3 GA. 15" X TAPER X 20'-0"	3 GA. 12.0"x 8.40"x 25'-9" 7 GA. 9.04"x 4.84"x 30'-0"
DS-24				3 GA. 12.0"x 8.40"x 25'-9" 7 GA. 9.04"x 4.56"x 32'-0"
DS-25				3 GA. 12.0"x 8.40"x 25'-9" 7 GA. 9.04"x 4.28"x 34'-0"
DS-26				3 GA. 12.0"x 8.40"x 25'-9" 7 GA. 9.04"x 4.0"x 36'-0"
DS-27	0 GA. 15" X TAPER X 18'-6"	0 GA. 15" X TAPER X 28'-6"	0 GA. 15" X TAPER X 20'-0"	3 GA. 13.0"x 8.40"x 25'-9" 7 GA. 9.04"x 3.72"x 38'-0"
DS-28				3 GA. 13.0"x 8.12"x 27'-9" 7 GA. 8.76"x 3.44"x 38'-0"
DS-29	0.3125 x 17" X TAPER X 18'-6"	0.3125 x 17" X TAPER X 28'-6"	0.3125 x 17" X TAPER X 20'-6"	0.3125 x 14"x 9.84"x 29'-9" 3 GAx 10.58"x 5.26"x 38'-0"
DS-30				0.3125 x 14"x 9.56"x 31'-9" 3 GAx 10.30"x 4.98"x 38'-0"
DS-31				0.3125 x 14"x 9.28"x 33'-9" 3 GAx 10.02"x 4.70"x 38'-0"
DS-32	0.3125 x 18" X TAPER X 18'-6"	0.3125 x 18" X TAPER X 28'-6"	0.3125 x 18" X TAPER X 20'-6"	0.3125 x 15"x 10.00"x 35'-9" 3 GAx 10.74"x 5.14"x 40'-0"
DS-33				0.3125 x 15"x 10.00"x 35'-9" 3 GAx 10.74"x 5.14"x 40'-0"
DS-34				0.3125 x 16"x 10.72"x 37'-9" 3 GAx 11.46"x 5.86"x 40'-0"
DS-35	0.375 x 18" X TAPER X 18'-6"	0.375 x 18" X TAPER X 28'-6"	0.375 x 18" X TAPER X 20'-6"	0.3125 x 16"x 10.44"x 39'-9" 3 GAx 11.18"x 5.58"x 40'-0"
DS-36				0.3125 x 16.25"x 11.69"x 32'-7" 3 GAx 12.56"x 5.56"x 50'-0"

ITEMS:

- DENOTES 2 PIECE ARM (SEE TELESCOPIC SPLICE DETAIL).
- FOR TAPER REFER TO NO. 21 IN THE MATERIAL SPECIFICATIONS.
- THIS STANDARD APPLIES TO ARM LENGTHS, NUMBER OF SIGNALS AS SHOWN ON THIS DRAWING. WHEN THESE ITEMS DIFFER FROM THE STANDARD, OR THE STRUCTURE CONSISTS OF MORE THAN ONE ARM, PLANS AND CALCULATIONS FOR THE MAST ARM STRUCTURE AND FOUNDATION SHALL BE SUBMITTED FOR APPROVAL. THE PLANS AND CALCULATIONS SHALL BE SIGNED AND SEALED BY PROFESSIONAL ENGINEER REGISTERED IN THE STATE OF FLORIDA.
- THE POLE MANUFACTURER SHALL ADJUST THE DIAMETER OF THE OUTBOARD SECTION OF THE 2 PIECE ARMS, TO OBTAIN THE PROPER OVERLAP OF 18"-21".
- FOR POLES DS-29 AND LARGER, THE POLE MANUFACTURER MAY MOVE THE LOCATION OF THE TELESCOPIC MAST ARM JOINT BY 8.2 FT (MAXIMUM) IN THE OUTBOARD DIRECTION. DS-16 THRU DS-21 MAY HAVE A 1-PIECE MAST ARM. THE INBOARD SECTION MAY BE 26 FT FOR DS-16 THROUGH DS-19 AND DS-28.

REVISIONS			
DATE	DESCRIPTION	DATE	DESCRIPTION

DEPARTMENT OF TRANSPORTATION AND PUBLIC WORKS HIGHWAY DIVISION

STEPHEN P. CLARK, CENTER
111 NW 1 ST
MIAMI, FLORIDA 33128

MIAMI LAKES

Growing Beautifully

STEEL MAST ARM DETAIL

SHEET NO. 16

SECTION 639
ELECTRICAL POWER SERVICE ASSEMBLY

DATED: JULY 2015

INDEX FOR SECTION 639

SHEET NO.	SHEET DESCRIPTION
639-1	INDEX SHEET.
639-2	STANDARDS AND SPECIFICATIONS.
639-3	ELECTRICAL POWER SERVICE ASSEMBLY DETAILS



TRAFFIC CONTROL EQUIPMENT STANDARDS AND SPECIFICATIONS
FOR MIAMI-DADE COUNTY

SECTION 639
ELECTRICAL POWER SERVICE ASSEMBLY

PART 1 GENERAL

1.01 SUMMARY

- A. Description
- Furnish and install Electrical Power Service Assembly in accordance with the Plans and the details provided with these Specifications including all required conduit, electrical service wire, pull boxes, meter socket, service disconnect(s), grounding, surge protective device, and miscellaneous appurtenances needed for a complete installation. Provide all labor, material and equipment necessary to make a complete and accepted installation including the coordination of service with the electrical power company and connecting to the supplied power company electrical source.
- B. Products Required But Not Supplied Under This Section
- Concrete strain pole
- C. Related Sections
- Section 562 Repair of Galvanized Surfaces
 - Section 620 Grounding
 - Section 630 Conduit
 - Section 635 Pull and Junction Boxes
 - Section 641 Concrete Strain Pole
- D. Method of Measurement
- Electrical Power Service Assembly: The Contract unit price per assembly for Electrical Power Service includes all labor, equipment, material, and services for a complete and accepted installation as specified herein. Payment for conduit and electrical service wire which is vertically attached to the electrical power assembly is considered incidental and not paid for separately. Measurement and payment for concrete strain pole(s) provided under a separate Contract pay item.
 - For use in maintenance and repair work:
 - Electrical Service Wire: The Contract unit price per foot of electrical service wire, furnished and installed, will include furnishing all materials and hardware as specified in the Contract Documents, and all labor, equipment, and miscellaneous materials necessary for a complete and accepted installation. Payment for Electrical Service Wire is based upon the distance of the cable run and includes payment for all conductors used in the run.
 - Electrical Service Disconnect: The Contract unit price each for electrical service disconnect, furnished and installed, will include furnishing all materials and hardware as specified in the Contract Documents, and all labor, equipment, and miscellaneous materials necessary for a complete and accepted installation.
- E. Basis of Payment
- Prices and payments will be full compensation for all work specified in this Section.
 - Payment will be made under:

Item No.	Description	Unit
639-1-122	Electrical Power Service, F&I, Underground, Meter Furnished By Power Company	AS
	<ul style="list-style-type: none">Refer pay-item note for this Item-no. in plans for all items included	

1.02 SYSTEM DESCRIPTION

A. Design Requirements

- Provide a single concrete strain pole with service disconnect and meter socket in the right-of-way at a readily accessible location nearest the point of entrance of the conductors into the controller cabinet, typically within 15 feet of the cabinet.
- Locate the electrical power company service point as close as possible to the controller cabinet at a distance not to exceed 300 feet from the cabinet. A service point location that is greater than 300 feet from the cabinet requires written Department authorization and is subject to additional requirements including increasing the size of the conductors and placing a second pole and disconnect near the service point. When two disconnects are required, the pole closest to the service point will support the main disconnect and the meter socket.
- Voltage drop in feeder or branch circuits must not exceed three percent and the total combined voltage drop for the entire circuit must be less than five percent. When the distance from the service point and the controller is greater than 300 feet, increase the conductor size accordingly to maintain the permissible voltage drop.
- Locate pull boxes so that no conduit runs exceed 250 feet in length.
- Provide bonding, grounding, and lightning protection pursuant to Section 620.

ART 2 PRODUCTS

21 MATERIALS


- A. Electrical Conduit: Use conduit meeting the requirements of Section 630. Meet the requirements of Section 562 for coating all field cut and threaded galvanized pipe.
- Rigid Steel Conduit: Conduit and fittings must meet the requirements of UL 6 and shall be hot dip galvanized. Each section of conduit must bear the UL label.
 - Rigid Nonmetallic Conduit: Use Schedule 80 nonmetallic conduit. Conduit and fittings must be polyvinyl chloride heavy wall meeting the requirements of UL 651. Each section of conduit must bear the UL label.
- B. Electrical Service Wire:
- Grounding conductor must be type THWN, for all other conductors, use minimum No. 6 AWG stranded copper wire with XHHW (cross-linked polyethylene (XLPE) high heat-resistant, water-resistant) insulation, rated at 600 V in dry and wet condition.
 - Service wire must be continuously run wire. Splices are not permitted.
- C. Meter Socket: Meter socket must be aluminum, Florida Power and Light listed Category 3/3a with isolated neutral, Landis & Gyr./Talon 41405-025F or approved equal.
- D. Service Disconnect:
- Enclosure (Cabinet): Use stainless steel enclosure conforming to National Electrical Manufacturers Association (NEMA) Standards for Type 4X that is approved and listed in the TSSQPL. Ensure that the inside dimensions meet NEC requirements.
 - Circuit Breaker: Use a manually resettable circuit breaker which has a current rating above the current rating of the circuit breaker to which electrical power is provided. Do not use less than a 40A circuit breaker.
 - Surge Protective Device: Use a lightning arrester rated for a maximum permissible line to ground voltage of 175 VAC.
 - Attachment Hardware: Use attachment hardware that meets the requirements of Section 600.

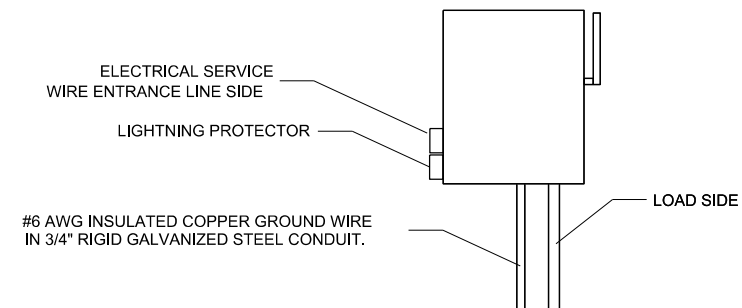
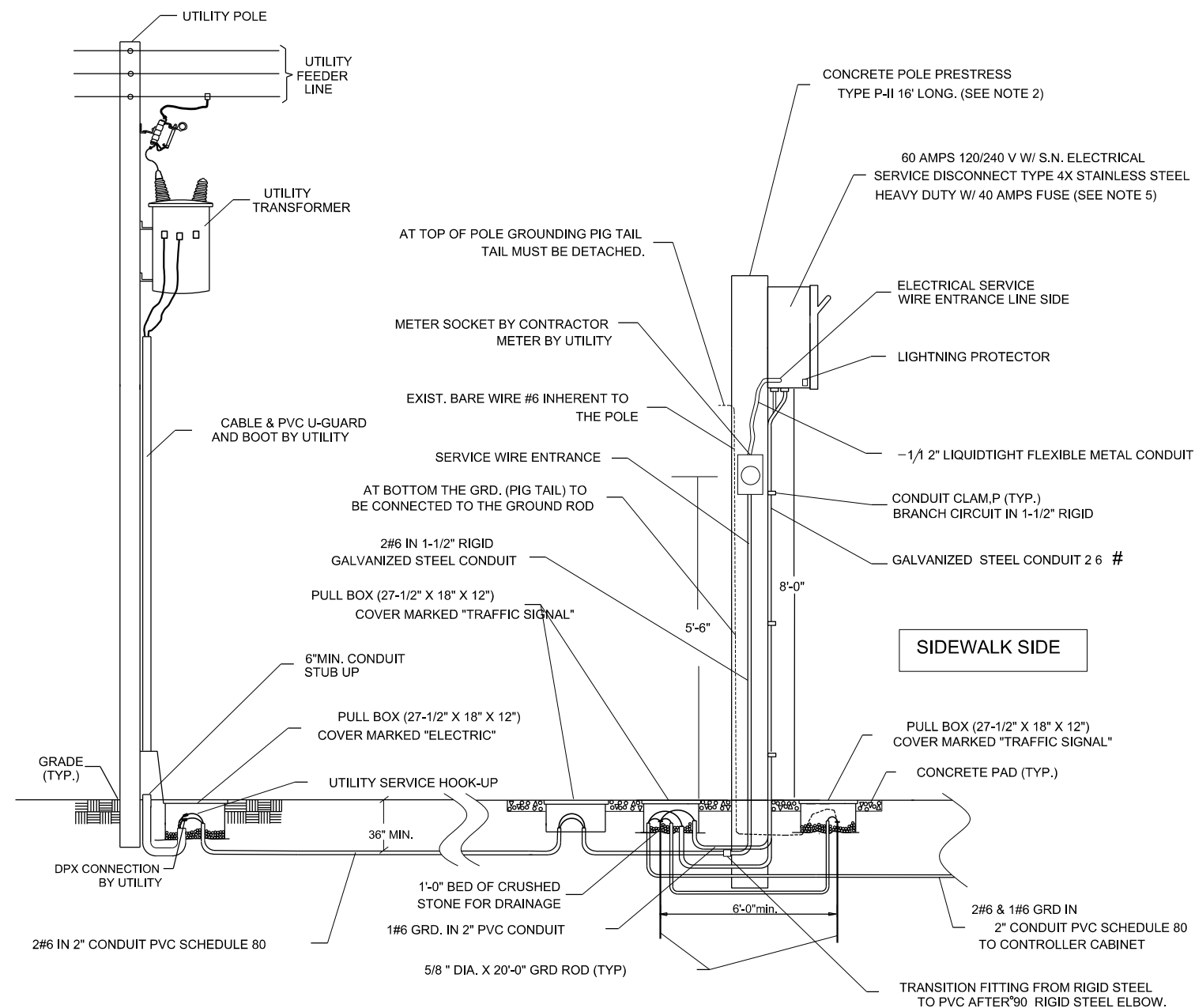
ART 3 EXECUTION

31 INSTALLATION

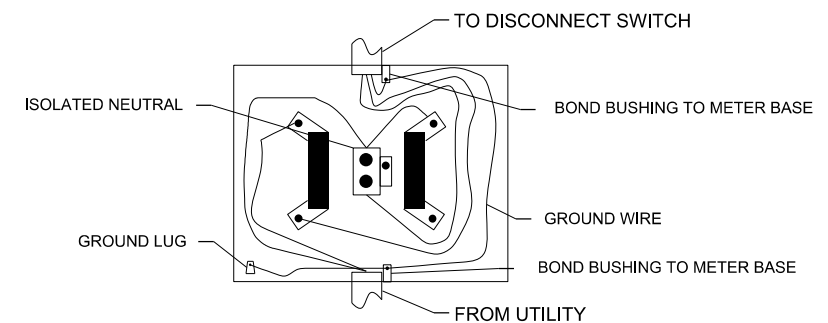
- A. General: Meet the following requirements for the installation of individual components of the electrical power service assembly:
- Use extreme care and caution in the installation of all components of the electrical power service assembly.
 - Follow installation procedures recommended by NEC and National Electrical Safety Code (NESC).

- Consider the location of electrical power service point as shown in the Plans to be approximate, and coordinate with the appropriate electrical power company authority to determine the exact locations of each service point.
- B. Provide a 2 inch PVC conduit with a minimum 24 inch bending radius between the "Electric" pull box and the power company pole to provide for their installation of the DPX cable. Stub up next to the pole at 6 inches above final grade.
- C. Conduit: Securely attach all conduits to the pole or cabinet with a maximum distance of three feet between conduit attachment hardware.
- D. Electrical Service Wire:
- Install the electrical service wire in a manner which will ensure that damage to the installation will not occur.
 - Ensure that the service wire is of sufficient length after installation in the conduit to provide for attachment to the power company service and for termination within the cabinet for which power is required.
- E. Meter Socket: Securely fasten the meter base to the pole. Install pole mounted meter bases at a minimum height of 5-1/2 feet above grade when measured from the center of the meter ring.
- F. Service Disconnect:
- Securely fasten the service disconnect to the pole, and electrically position the service disconnect between the service meter and the traffic control device cabinet to which electrical service is being supplied.
 - Install pole mounted service disconnects a minimum of 8 feet above grade when measured from the bottom of the disconnect.

LATEST REVISION 07/23/15	DESCRIPTION: TRAFFIC CONTROL EQUIPMENT STANDARDS AND SPECIFICATIONS		PWMM TRAFFIC SIGNALS AND SIGNS DIVISION 7100 NW 36th STREET MIAMI, FLORIDA 33166 305.592.3580		NAME	DATE	ELECTRICAL POWER SERVICE ASSEMBLY STANDARDS AND SPECIFICATIONS	SHEET NO.
				DRAWN BY	IDANIA IZQUIERDO	07-23-15		18 OF 19
				CHECKED BY	NAHUM FERNANDEZ	07-23-15		
				APPROVED BY: FRANK AIRA, P.E.				



SERVICE DISCONNECT DETAIL
FRONT VIEW



METER SOCKET DETAIL

NOTES

1. CONTRACTOR MUST COORDINATE WITH ELECTRICAL POWER COMPANY (UTILITY) ENGINEERS FOR THE INSTALLATION OF THE UTILITY RISER.
2. CONTRACTOR MUST SUBMIT STRUCTURAL CALCULATIONS OF THE POLE, SIGNED AND SEALED BY A PROFESSIONAL ENGINEER.
3. INTERCONNECT ALL GROUNDING ELECTRODES USING #6 GROUNDING CONDUCTOR.
4. PROVIDE SUPPLEMENTARY GROUNDING ELECTRODE SPACED AT A MINIMUM OF 6FT APART.
5. SERVICE DISCONNECT MUST BE RATED FOR SERVICE ENTRANCE. LABEL MUST BE FACTORY INSTALLED.
6. SERVICE DISCONNECT TO BE ORIENTED ON CONCRETE POLE SO ITS FACING THE SIDEWALK.
7. METER TO BE ORIENTED ON SIDE OF CONCRETE POLE SO WHEN READING IT YOU ARE FACING ON-COMING TRAFFIC.
8. PROVIDE 2 FEET OF COILED TERMINATION OF CONDUCTOR IN THE PULLBOX MARKED "ELECTRIC".
9. TERMINATE CONDUITS IN METER SOCKET AND SERVICE DISCONNECT WITH INSULATED GROUNDING BUSHING WITH SOLDERLESS LUG.

EXHIBIT B – CONTRACTOR’S PRICE PROPOSAL

Town of Miami Lakes
ITB 2018-XX NW 67th Ave Widening Improvement Project
Bid Form

BID FORM NOTES:


1. All bid prices shall be inclusive of all labor, equipment, material, machinery, tools, means of transportation, mobilization, maintenance of traffic, supplies, equipment, applicable permitting coordination and services, testing costs, sales tax and all other applicable taxes and fees.
2. Reference sheet "ITEM NOTES" for line item details.
3. The Bidder agrees to perform all the Work described in the Contract Documents for a lump sum amount.
4. It is the intention of the Town to award a contract to the lowest responsible and responsive Bidder based on the total amount of the bid.
5. Contractor will be paid based on actual work performed.
6. Quantities in Bid Form are based on estimates only and are not intended to reflect the actual quantities required. As such, the Town reserves the right to reduce quantities or sizes as needed.

Item No.	Description	U/M	Unit Price	Quantity	Extended Price	Savings if Town Procures Material
101-1	MOBILIZATION	LS	\$ 30,000.00	1	\$ 30,000.00	\$ -
102-1	MOT	LS	\$ 36,950.00	1	\$ 36,950.00	\$ -
102-104	TEMPORARY SIGNALIZATION & MAINTENANCE INTERSECTION	ED	\$ 18.00	180	\$ 3,240.00	\$ -
102-107-1	TEMPORARY TRAFFIC DETECTION AND MAINTENANCE INTERSECTION	ED	\$ 18.00	180	\$ 3,240.00	\$ -
104-10-3	SEDIMENT BARRIER	LF	\$ 2.00	300	\$ 600.00	\$ -
104-18	INLET PROTECTION SYSTEM	EA	\$ 75.00	14	\$ 1,050.00	\$ -
107-1	LITER REMOVAL	AC	\$ 94.00	14	\$ 1,269.00	\$ -
107-2	MOWING	AC	\$ 625.00	2	\$ 1,093.75	\$ -
110-1-1	CLEARING AND GRUBBING	AC	\$ 122,860.00	0.08	\$ 9,828.80	\$ -
110-4-10	REMOVAL OF EXISTING CONCRETE	SY	\$ 17.00	421.75	\$ 7,169.75	\$ -
120-1	REGULAR EXCAVATION	CY	\$ 25.00	341.17	\$ 8,529.25	\$ -
160-4	STABILIZATION TYPE B	SY	\$ 10.00	218.56	\$ 2,185.60	\$ -
162-1-11	PREPARED SOIL LAYER, FINISH SOIL, 6"	SY	\$ 6.00	105.24	\$ 631.44	\$ -
285-706	OPT. BASE, BASE GROUP 06 (NEW, WIDENING)	SY	\$ 41.00	614.1	\$ 25,178.10	\$ -
334-1-13	SUPERPAVE ASPHALTIC CONCRETE - TRAFFIC C	TN	\$ 163.00	67.55	\$ 11,010.65	\$ 500.00
327-70-1	MILLING EXIST ASPH PAVT, 1" AVG DEPTH	SY	\$ 4.10	7005.05	\$ 28,720.71	\$ 2,800.00
337-7-82	ASPH CONC FC, TRAF C, FC-9.5, PG 76-22	TN	\$ 188.00	419.05	\$ 78,781.40	\$ -
520-1-10	CONCRETE CURB & GUTTER, TYPE F	LF	\$ 22.00	802.5	\$ 17,655.00	\$ -
520-2-4	CONCRETE CURB TYPE D	LF	\$ 18.00	52	\$ 936.00	\$ -
522-1	CONCRETE SIDEWALK AND DRIVEWAYS, 4" THICK	SY	\$ 41.00	254.64	\$ 10,440.24	\$ -
522-2	CONCRETE SIDEWALK AND DRIVEWAYS, 6" THICK	SY	\$ 48.00	21	\$ 1,008.00	\$ -
527-2	DETECTABLE WARNING	SF	\$ 32.00	168.89	\$ 5,404.48	\$ -
570-1-2	PERFORMANCE TURF, SOD	SY	\$ 7.50	105.24	\$ 789.30	\$ -
700-1-11	SINGLE SIGN POST , GROUND MOUNT	AS	\$ 388.00	5	\$ 1,940.00	\$ -
700-1-12	SINGLE SIGN POST , GROUND MOUNT (12 - 20 SF)	AS	\$ 1,244.00	2	\$ 2,488.00	\$ -
700-1-50	SINGLE SIGN POST , RELOCATE	AS	\$ 313.00	2	\$ 626.00	\$ -
700-1-60	SINGLE SIGN POST , REMOVE	AS	\$ 25.00	5	\$ 125.00	\$ -
700-2-13	MULTIPOST SIGN, GROUND MOUNT (21 - 30 SF)	AS	\$ 4,375.00	1	\$ 4,375.00	\$ -
700-2-60	MULTIPOST SIGN, REMOVE	AS	\$ 1,250.00	1	\$ 1,250.00	\$ -

700-3-201	SIGN PANEL, F & I, OVERHEAD MOUNT (UP TO 12 SF)	EA	\$ 1,500.00	1	\$ 1,500.00	\$ -
700-3-601	SIGN PANEL, REMOVE, UP TO 12 SF	EA	\$ 88.00	1	\$ 88.00	\$ -
700-3-602	SIGN PANEL, REMOVE, 12 - 20 SF	EA	\$ 175.00	1	\$ 175.00	\$ -
705-10-1	OBJECT MARKER, TYPE I	EA	\$ 369.00	3	\$ 1,107.00	\$ -
706-3	RPMS	EA	\$ 4.40	124	\$ 545.60	\$ -
711-11-123	THERMOPLASTIC, 12" WHITE	LF	\$ 2.00	768.7	\$ 1,537.40	\$ -
711-11-124	THERMOPLASTIC, 18" WHITE	LF	\$ 2.80	160.29	\$ 448.81	\$ -
711-11-125	THERMOPLASTIC, 24" WHITE	LF	\$ 3.80	259.84	\$ 987.39	\$ -
711-11-160	THERMOPLASTIC, MESSAGES WHITE	EA	\$ 150.00	9	\$ 1,350.00	\$ -
711-11-170	THERMOPLASTIC, ARROW WHITE	EA	\$ 100.00	8	\$ 800.00	\$ -
711-11-224	THERMOPLASTIC, 18" YELLOW	LF	\$ 2.80	63.59	\$ 178.05	\$ -
711-14-141	THERMOPLASTIC, 2-4 DOTTED 6" WHITE	GM	\$ 13,200.00	0.093	\$ 1,227.60	\$ -
711-15-101	THERMOPLASTIC, 6" WHITE	GM	\$ 4,688.00	0.517	\$ 2,423.70	\$ -
711-15-102	THERMOPLASTIC, 8" WHITE	GM	\$ 5,125.00	0.085	\$ 435.63	\$ -
711-15-131	THERMOPLASTIC, 10-30 SKIP WHITE	GM	\$ 1,250.00	0.255	\$ 318.75	\$ -
711-15-201	THERMOPLASTIC, 6" YELLOW	GM	\$ 4,688.00	0.332	\$ 1,556.42	\$ -
630-2-11	CONDUIT , F & I , OPEN TRENCH	LF	\$ 47.00	340	\$ 15,980.00	\$ -
630-2-12	CONDUIT , F & I , DIRECTIONAL BORE	LF	\$ 47.00	230	\$ 10,810.00	\$ -
632-7-1	SIGNAL CABLE, NEW OR RECO , F & I	PI	\$ 7,980.00	1	\$ 7,980.00	\$ -
632-7-2	SIGNAL CABLE, REPAIR OR REPL , F & I	LF	\$ 7.80	130	\$ 1,014.00	\$ -
632-7-6	SIGNAL CABLE, REMOVE- INTERSECTION	PI	\$ 556.00	1	\$ 556.00	\$ -
635-2-11	PULL AND SPLICE BOX, F & I, 13" X 24"	EA	\$ 705.00	16	\$ 11,280.00	\$ -
635-2-12	PULL AND SPLICE BOX, F & I, 24" X 36"	EA	\$ 1,401.00	1	\$ 1,401.00	\$ -
639-2-1	ELECTRICAL SERVICE WIRE, F & I	LF	\$ 7.80	145	\$ 1,131.00	\$ -
639-1-122	ELECTRICAL POWER SERVICE , F & I, UG, METER FURNISHED BY CONTRACTOR	AS	\$ 3,858.00	1	\$ 3,858.00	\$ -
639-1-620	ELECTRICAL POWER SERVICE, REMOVE UNDERGROUND	AS	\$ 557.00	1	\$ 557.00	\$ -
639-2-6	ELECTRICAL SERVICE WIRE, REMOVE	LF	\$ 0.40	15	\$ 6.00	\$ -
639-3-60	ELECTRICAL SERVICE DISCONNECT, REMOVE- POLE OR CABINET TO REMAIN	EA	\$ 418.00	1	\$ 418.00	\$ -
641-2-12	PRESTRESSED CONC POLE , F & I, TYPE P-II SERVICE POLE	EA	\$ 4,124.00	1	\$ 4,124.00	\$ -
641-2-70	PRESTRESSED CONCRETE POLE, SHALLOW POLE REMOVAL- POLE 30' AND GREATER	EA	\$ 1,668.00	4	\$ 6,672.00	\$ -
646-1-11	ALUMINUM SIGNAL POLE, PEDESTAL	EA	\$ 2,000.00	4	\$ 8,000.00	\$ -
649-21-1	STEEL MAST ARM ASSEMBLY, FURNISH AND INSTALL, SINGLE ARM 30'	EA	\$ 24,700.00	1	\$ 24,700.00	\$ 1,073.03
649-21-3	STEEL MAST ARM ASSEMBLY, FURNISH AND INSTALL, SINGLE ARM 40'	EA	\$ 26,600.00	1	\$ 26,600.00	
649-21-6	STEEL MAST ARM ASSEMBLY, F & I, 50'	EA	\$ 26,982.00	1	\$ 26,982.00	
650-1-14	TRAFFIC SIGNAL, F & I ALUMINUM, 3 S 1 W	AS	\$ 1,048.00	7	\$ 7,336.00	
650-1-18	TRAFFIC SIGNAL, F & I ALUMINUM, 5 S STR 1 W	AS	\$ 1,630.00	2	\$ 3,260.00	
653-1-11	PEDESTRIAN SIGNAL, F & I LED COUNT, 1 WAY	AS	\$ 683.00	4	\$ 2,732.00	
653-1-12	PEDESTRIAN SIGNAL, F & I LED COUNT, 2 WAY	AS	\$ 1,292.00	1	\$ 1,292.00	
660-4-11	VEHICLE DETECTION SYSTEM - VIDEO, CABINET	EA	\$ 5,062.00	3	\$ 15,186.00	
660-4-12	VEHICLE DETECTION SYSTEM - VIDEO, ABOVE GROUND	EA	\$ 2,267.00	3	\$ 6,801.00	
665-1-11	PEDESTRIAN DETECTOR, F & I , STANDARD	EA	\$ 204.00	6	\$ 1,224.00	

670-5-120	TRAFFIC CONTROL ASSEMBLY, F & I, 170 (M-660X)	AS	\$ 34,912.00	1	\$ 34,912.00	\$ 2,422.42
670-5-400	TRAFFIC CONTROL ASSEMBLY, MODIFY	AS	\$ 2,965.00	1	\$ 2,965.00	\$ -
670-5-600	TRAFFIC CONTROLLER ASSEMBLY, REMOVE CONTROLLER WITH CABINET	AS	\$ 557.00	1	\$ 557.00	\$ -
684-6-11	WIRELESS COMMUNICATION DEVICE, F & I, ETHERNET	EA	\$ 1,733.00	1	\$ 1,733.00	\$ -
700-5-21	INTERNALLY ILLUMINATED SIGN, F & I OM, UP TO 12 SF	EA	\$ 2,875.00	3	\$ 8,625.00	\$ -
700-3-201	SIGN PANEL, F & I OM, UP TO 12 SF	EA	\$ 789.00	2	\$ 1,578.00	\$ -
LDPI-1	LANDSCAPE MODIFICATIONS	LS	\$ 2,500.00	1	\$ 2,500.00	\$ -
	NIGHT WORK SURCHARGE	%	3%	1	\$ 18,297.02	\$ 18,197.79
SUBTOTAL					\$ 572,261.83	\$ 24,993.24
TOTAL SAVINGS					\$ (24,993.24)	
TOTAL BID AMOUNT					\$ 547,268.59	

Firm's Name: Southeastern Engineering Contractors, Inc

Authorized Signatory: 

Print Name/Title: Eduardo Dominguez / President.

Email Address: edd.sec@comcast.net